FUGRO WEST, INC.

PHASE II ENVIRONMENTAL SITE ASSESSMENT
728 73rd Avenue
OAKLAND, CALIFORNIA

Prepared for:
CITY OF OAKLAND

JULY 2009
Fugro Project No. 272.186
Under the USEPA Brownfield Grant
(Assistance ID No. BF-96990101-0)

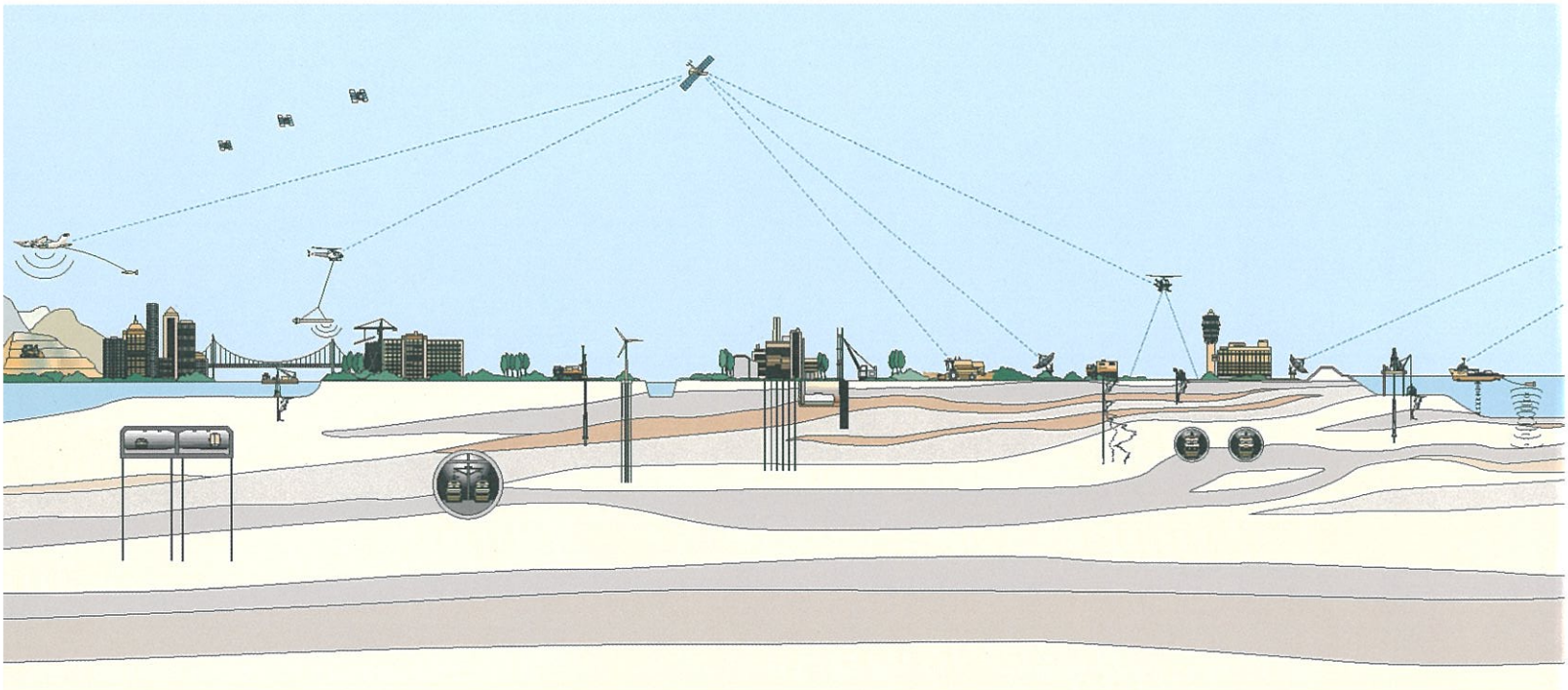

FUGRO WEST, INC.

1000 Broadway, Suite 440
Oakland, California 94607
Tel: (510) 268-0461
Fax: (510) 268-0545

July 28, 2009
Project No. 272.186

U.S. Environmental Protection Agency
75 Hawthorne Street, SFD-1
San Francisco, California 94105

Attention: Mr. Wallace Woo

Subject: Phase II Environmental Site Assessment – 728 73rd Avenue, Oakland, California

Dear Mr. Woo:

Please find attached one copy of the Phase II Environmental Site Assessment report for property located at 728 73rd Avenue in Oakland, California (Site). Fugro West, Inc., (Fugro) completed the assessment and prepared this report on behalf of the City of Oakland. The purpose of the environmental site assessment was to evaluate the potential presence of hazardous materials in soil and groundwater at the Site. Results of this assessment will assist the City with implementing its redevelopment plans.

This investigation was completed in accordance with the Sampling and Analysis Plan (SAP) dated March 31, 2009. The SAP was prepared by Fugro and approved by the United States Environmental Protection Agency prior to implementation. The results of Fugro's site assessment activities are, in our professional judgment, representative of the soil and groundwater conditions at the Site.

Should you have any questions, comments, or require additional information, please contact the undersigned at (510) 268-0461.

Sincerely,
FUGRO WEST, INC.



Karen A. Emery
Project Geologist

Glenn S. Young, P.G.
Principal Geologist

KAE/GSY:afp

Copies Submitted: (1 + PDF) Addressee
(1 + PDF) Ms. Eugenia McNaughton, USEPA
(1 + PDF) Ms. Gail Jones, USEPA
(1 + PDF) Mr. Mark Arniola, City of Oakland

CONTENTS

Page

EXECUTIVE SUMMARY ES-1
1.0 INTRODUCTION 1
2.0 LIMITATIONS 1
3.0 SITE DESCRIPTION 1
4.0 HISTORICAL SITE USE AND RECOGNIZED ENVIRONMENTAL CONDITIONS 2
5.0 SITE ASSESSMENT ACTIVITIES 2
5.1 Deviations from the SAP 2
5.2 Sampling Activities 3
6.0 CHEMICAL TESTING PROGRAM 4
6.1 Soil Samples 4
6.2 Groundwater Samples 4
6.3 Field Quality Control Samples 4
7.0 SUBSURFACE CONDITIONS 5
8.0 RESULTS OF ANALYSES 5
8.1 Quality Control and Data Validation 5
8.1.1 Laboratory QA/QC Samples 5
8.1.2 Field Quality Control Samples 6
8.2 Results of Chemical Analysis - Soil 6
8.3 Results of Chemical Analysis - Groundwater 7
9.0 CONCLUSIONS 7
9.1 Subsurface Conditions 7
9.2 Chemical Findings 8
10.0 RECOMMENDATIONS 8
11.0 REFERENCES 9

TABLES

Table

Summary of Quality Control Sample Results 1
Summary of Analytical Data - Soil 2
Summary of Analytical Data - Groundwater 3

CONTENTS - CONTINUED

PLATES

Plate

Vicinity Map 1
Site Plan 2

APPENDICES

APPENDIX A DRILLING PERMITS
APPENDIX B USCS CLASSIFICATION KEY AND LOGS OF BORINGS
APPENDIX C LABORATORY ANALYTICAL REPORTS

LIST OF ACRONYMS AND ABBREVIATIONS

ACPWA	Alameda County Public Works Agency
BART	Bay Area Rapid Transit
bgs	Below ground surface
cis-1,2-DCE	cis-1,2-Dichloroethene
City	City of Oakland
DQI	Data Quality Indicators
DTSC	Department of Toxic Substances Control
ESA	Environmental Site Assessment
ESLs	Environmental Screening Levels
Fugro	Fugro West, Inc.
HSP	Health and Safety Plan
MCL	Maximum Contaminant Level
µg/L	micrograms per liter
mg/kg	Milligrams per kilogram
mg/L	milligrams per liter
MTBE	methyl tert-butyl ether
OVM	Organic Vapor Meter
PCE	Tetrachloroethene
ppm	Parts per million
PRG	Preliminary Remedial Goals
QA/QC	Quality Assurance/Quality Control
RCRA	Resource Conservation Recovery Act
RPD	Relative Percent Difference
RWQCB	Regional Water Quality Control Board
SAP	Sampling and Analysis Plan
Site	728 73rd Avenue, Oakland, California
STLC	Soluble Threshold Limit Concentration
SVOCs	Semi-volatile Organic Compounds
TCE	Trichloroethene
TCLP	Toxicity Characteristic Leaching Procedure
TPHg	Total Petroleum Hydrocarbons as gasoline
TPHd	Total Petroleum Hydrocarbons as diesel fuel
TPHmo	Total Petroleum Hydrocarbons as motor oil
TTLC	Total Threshold Limit Concentration
USA	Underground Services Alert
USEPA	United States Environmental Protection Agency
UST	Underground Storage Tank
USCS	Unified Soil Classification System
VOCs	Volatile Organic Compounds
WET	Waste Extraction Test

EXECUTIVE SUMMARY

With this report, Fugro West, Inc., (Fugro) presents the results of environmental site assessment activities completed at the property located at 728 73rd Avenue in Oakland, California (Site). This Phase II Environmental Site Assessment (ESA) was conducted on behalf of the City of Oakland Environmental Services Division (City), which received funding for this work from a U.S. Environmental Protection Agency (USEPA) Brownfield Grant (Assistance ID No. BF-96990101-0). The purpose of this ESA was to evaluate the potential presence of hazardous materials in soil and groundwater at the Site. Results of this investigation will be used to assist the City with proposed redevelopment in the Coliseum BART Redevelopment Area.

The previous Phase I and II Environmental Site Assessment (ESA) conducted by Baseline Environmental Consulting (Baseline 2000) identified adjacent historical site uses and detectable concentrations of metals and chlorinated solvents in the soil and/or groundwater beneath the Site. Based on findings of the previous Phase I/II ESA, Fugro compiled the Sampling and Analysis Plan (SAP) dated March 31, 2009. The SAP was approved by the USEPA in their letter dated April 17, 2009. The Phase II ESA was completed in general conformance with the SAP with the following deviations:

- Borings B-1 through B-4 were completed to 16 feet instead of 20 feet below ground surface (bgs).
- Additional soil samples were collected in Borings B-1 through B-4 at 10 feet bgs.
- A duplicate groundwater sample was collected from B-4 instead of B-1 to ensure sample collection because groundwater infiltration at Boring B-1 was very slow.

In general, subsurface conditions comprised 1.0 to 3.5 feet of fill consisting of gravelly silt with sand, underlain by firm to stiff, brown lean clay to lean clay with sand to the maximum depth explored of 16 feet. In Borings B-1 and B-2, a four foot thick layer of brown sandy silt was observed beginning at depths of 8.5 to 6.5 feet bgs, respectively. Fugro's field geologist screened soil samples in the field using an Organic Vapor Meter (OVM). No hydrocarbon or solvent odors were encountered in any of the soil samples screened. Sample B-4@7.5' yielded the highest OVM reading of 0.8 parts per million (ppm). Groundwater was encountered at depths ranging from 10.2 to 13.5 feet bgs. No odors or free phase hydrocarbons were detected or observed in any of the grab groundwater samples collected.

Sampling and laboratory services were completed in general conformance with the Data Quality Objectives stated in the SAP Amendment. Laboratory reports were 100 percent complete and analysis detected no contaminants in the trip blanks. Duplicate soil and groundwater results were within their acceptable relative percent difference (RPD) criteria of 50 and 20 percent, respectively. Although semi-volatile organic compound (SVOC) analyses were conducted after exceeding holding time protocols, the samples were continually stored on ice pending delivery to laboratory. Additionally, no sample had an OVM reading exceeding 0.8 ppm, therefore in Fugro's professional opinion the results are still considered valid and usable for the purposes of this Phase II ESA. Chemical data generated during this investigation is considered to be complete, accurate, representative, and suitable for the purposes of this Phase II ESA.

For soil, no total petroleum hydrocarbons as gasoline (TPHg), BTEX, or semi-volatile organic compounds (SVOCs), were detected in any of the samples tested. Analysis detected relatively low total petroleum hydrocarbons as diesel (TPHd) concentrations in six of the twenty-two samples tested, with concentrations below the Environmental Screening Level (ESL) for both residential and commercial land use. Total petroleum hydrocarbons as motor oil (TPHmo) was also detected in thirteen of the twenty-two samples tested with concentrations exceeding the ESL for residential land use of 370 mg/kg in Samples S-8@1' and S-8@2'.

Analysis detected various concentrations of metals in all samples analyzed. With the exception of 420 mg/kg of lead in Samples S-4@1' and S-7@1', the only detected metal exceeding their respective ESL criteria was arsenic. Arsenic concentrations in seven of the eight samples analyzed exceeded the residential ESL criteria of 0.39 mg/kg. However, it is generally accepted that arsenic concentrations within the San Francisco Bay Area are higher than the ESLs for commercial and residential land use scenarios. Typically, arsenic concentrations less than 10 mg/kg are considered consistent with background concentrations.

Analysis detected lead exceeding the ESL criteria for residential land use of 200 mg/kg in Samples S-4@1' and S-7@1'. None of the metals detected exceeded their respective total threshold limit concentration (TTLC) criteria, one of the criteria used to classify a soil as hazardous waste in the State of California.

Soluble lead concentrations exceeded the soluble threshold limit concentration (STLC) criteria of 5.0 mg/L in two out of five samples analyzed. The two samples were obtained from the shallow fill at Borings B-4 and S-7. None of the samples analyzed exceeded the toxicity characteristic leaching procedure (TCLP) for lead of 5.0 mg/L. Based on these total and soluble lead analyses, shallow fill removed from the Site should be considered a California hazardous non-RCRA waste unless additional analyses is completed to confirm otherwise.

For groundwater, analyses detected no TPHd, TPHmo, or benzene in any of the samples tested. TPHg was detected in all samples with concentrations exceeding the ESL of 100 µg/L. Analysis detected several VOCs in groundwater below respective maximum contaminant levels (MCLs) including ethylbenzene, total xylenes, 1,1,2-trichloroethane, 1,3-dichlorobenzene, and trans-1,2-Dichloroethene. Additionally, trichlorofluoromethane and diisopropyl ether were detected in the groundwater beneath the Site. No ESLs have been established for these constituents.

Analyses also detected tetrachloroethene (PCE) and its degradation products in the groundwater beneath the Site at concentrations above respective MCLs, and in the case of PCE and trichloroethene (TCE), above respective ESLs for residential indoor air exposure scenarios. Based on the previous Phase I/II ESA, the offsite source of the detected TPHg and VOCs in groundwater is unknown but may be associated with the historical Aero Plating operations at adjacent properties to the west.

We recommend that development plans should incorporate standard dust control measures during construction to reduce the nuisance exposure to construction workers and the general public during soil handling activities. Based on the presence of elevated TPHg and VOCs in groundwater beneath the Site, vapor mitigation measures such as a vapor barrier, passive or active sub-slab ventilation, treatment of the groundwater, or other appropriate

measures should be considered in development planning to mitigate any potential vapor intrusion concerns.

1.0 INTRODUCTION

This report presents the results of Phase II Environmental Site Assessment (ESA) activities conducted by Fugro West, Inc., (Fugro) at the property located at 728 73rd Avenue in Oakland, California (Site). This ESA was conducted on behalf of the City Of Oakland Environmental Services Division (City), which received funding from a United States Environmental Protection Agency (USEPA) Brownfield Grant (Assistance ID No. BF-96990101-0).

A previous Phase I and II Environmental Site Assessment (ESA) conducted by Baseline Environmental Consulting (Baseline 2000) identified adjacent historical site uses and detectable concentrations of metals and chlorinated solvents in the soil and/or groundwater at the Site. This investigation was completed in accordance with Fugro's Sampling and Analysis Plan (SAP) dated March 2009. The SAP was approved by the USEPA on April 17, 2009. As described in the SAP, historical uses within the vicinity of the Site included the use of the adjacent western and eastern properties by metal fabricating facilities from 1952 to 1968, including the use of one building as a chemical and degreasing warehouse.

The purpose of this Phase II ESA was to evaluate existing soil and groundwater conditions; to determine whether hazardous materials from historical operations have impacted the Site; evaluate the potential for petroleum hydrocarbon and chlorinated solvent impacts from historic usage on adjacent properties; evaluate whether metals are present within the shallow fill/soil; and, if contaminants are present, evaluate whether detected contaminants represent a significant risk to current and/or anticipated future Site users, including construction workers, commercial users, and residents at the planned development. Results of this report will be used to assist the City with their redevelopment plans.

2.0 LIMITATIONS

Fugro has prepared this report in a professional manner, using that degree of skill and care exercised for similar projects under similar conditions by reputable and competent environmental consultants. Fugro shall not be responsible for conditions or consequences arising from relevant facts that were concealed, withheld, or not fully disclosed at the time the report was prepared. Fugro also notes that the facts and conditions referenced in this report may change over time and the conclusions and recommendations set forth herein are applicable only to the facts and conditions as described at the time of this report. Fugro believes that conclusions stated wherein to be factual, but no guarantee is made or implied. This report has been prepared for the benefit of the City.

The information contained in this report, including all exhibits and attachments, may not be used by any party other than the City, without the express written consent of Fugro West, Inc.

3.0 SITE DESCRIPTION

The Site is currently vacant and is located on the southwestern side of 73rd Avenue, between San Leandro Street and Railroad Avenue, in Oakland, California. The western portion of the Site was formerly improved with two structures that were used for residences and three

smaller wooden buildings that were used as sheds (Baseline, 2000). The eastern portion of the Site was previously improved with structures from at least 1954 through 1965.

4.0 HISTORICAL SITE USE AND RECOGNIZED ENVIRONMENTAL CONDITIONS

Based on information obtained from Baseline's Phase I/II ESA, the Site reportedly was used as a residence since 1925. Properties adjacent to the Site were vacant until 1949, when several structures (including a construction equipment sales business, a shop, and a residence) were constructed east of the Site. By 1952, the construction equipment sales business had been removed and replaced with a warehouse and metal fabrication building. A second metal fabrication building was located west of the Site. Sanborn Maps from 1954 and 1959 show that the metal fabrication facility west of the Site was used as a degreasing chemical warehouse. During this time, the metal fabrication building east of and overlying a portion of the Site, was used as a tire warehouse. Sometime between 1959 and 1965 the metal fabrication building west of the Site was used as a metal plating facility (Aero Quality Plating). The metal fabricating facility east of the Site was demolished sometime after 1965.

Soil and groundwater investigations are ongoing at the current Aero Quality Plating facility located immediately west of the Site at 710 73rd Avenue. Historic plating operations at this property have used cyanide compounds and several metals, including cadmium, chromium, copper, and zinc. Solvents, as well as abandoned leaking vats and drums of plating chemicals, have been identified as being stored onsite during previous inspections conducted in the 1980's by the Department of Toxic Substances Control (DTSC). Groundwater monitoring at Aero Quality Plating in the 1990's indicated the presence of several volatile organic compounds (VOCs) with concentrations up to 9,900 micrograms per liter (µg/L).

Baseline's Phase II ESA identified the presence of lead and copper in shallow soil, up to 370 milligrams per kilogram (mg/kg) and 530 mg/kg, respectively. Several volatile organic compounds (VOCs) were also detected in the groundwater beneath the Site including concentrations of tetrachloroethene (PCE, up to 1,100 µg/L), trichloroethene (TCE, up to 440 µg/L), and cis-1,2-Dichloroethene (cis-1,2-DCE, up to 4.9 µg/L). The presence of petroleum hydrocarbons was not evaluated in soil or groundwater at the Site during Baseline's investigation.

In summary, based on the findings of Baseline's Phase I/II ESA, Fugro's experience with similar sites in urbanized areas, including Oakland; the historical uses of the Coliseum BART Redevelopment Area; and results of previous investigations at nearby properties indicate that soil and/or groundwater at the Site may contain detectable concentrations of petroleum hydrocarbons and certain VOCs. Additionally there is a need to further define the extent of elevated lead and copper in surficial fill at the Site.

5.0 SITE ASSESSMENT ACTIVITIES

Fugro conducted this soil and groundwater investigation in general conformance with the SAP dated March 2009.

5.1 DEVIATIONS FROM THE SAP

Deviations from the SAP include the following:

- Borings B-1 through B-4 were completed to 16 feet instead of 20 feet below ground surface (bgs).
- Additional soil samples were collected in Borings B-1 through B-4 at 10 feet bgs.
- A duplicate groundwater sample was collected from B-4 instead of B-1 to ensure sample collection because groundwater infiltration at boring B-1 was very slow.

Fugro considers these deviations to be appropriate and consistent with the intent of the Phase II ESA.

5.2 SAMPLING ACTIVITIES

Fugro's Site assessment activities focused on evaluating existing soil and groundwater conditions to determine whether hazardous materials are present and, if so, whether they represent a significant risk to current and/or anticipated Site users, including construction workers, commercial, and residential users. In general, soil assessment focused on the presence of metals and petroleum hydrocarbons in surface and near-surface soil that may be excavated during redevelopment activities. Groundwater assessment activities focused on evaluating VOCs and petroleum hydrocarbon concentrations beneath the Site.

Prior to commencement of fieldwork, Fugro obtained a drilling permit from Alameda County Public Works Agency (ACPWA). A copy of the permit is presented in Appendix A. Fugro also retained a private utility locator to clear all proposed sampling locations and alerted the Underground Service Alert (USA) at least 48 hours prior to intrusive field activities.

Field activities were conducted on May 27, 2009, using standard industry practices regarding worker health and safety. RSI Drilling, a State of California licensed drilling contractor, conducted drilling activities at the Site using direct push drilling methods. Fieldwork included the completion of twelve direct push borings (B-1 through B-4 and S-1 through S-8) to a maximum depth of 16 feet bgs. Boring locations are presented on Plate 2.

Drilling and sampling activities were conducted under the supervision of Fugro's field personnel. Fugro's field geologist logged each boring in accordance with the Unified Soil Classification System (USCS) and screened soil samples in the field using an Organic Vapor Meter (OVM). Discrete soil samples were collected from a variety of depths from each boring depending on field sample recovery. In general, soil samples were collected from 0.0, 1.0, 2.0, 5.0, and 7.5 feet bgs from Borings S-1 through S-8 and from 0.0, 1.0, 2.0, 5.0, 7.5, and 10 feet bgs from Borings B-1 through B-4.

Groundwater at the Site was encountered at depths ranging from 10.2 to 13.5 feet bgs. To facilitate collection of grab groundwater samples, 1-inch PVC casing, slotted between 11 and 16 feet, was installed at boring locations B-1 through B-4. Grab groundwater samples were collected using a clean disposable bailer. PVC casing was removed once the grab groundwater samples were collected. All borings were backfilled with neat cement grout upon completion.

Soil cuttings were placed in Department of Transportation approved and labeled 55-gallon drums, which were stored onsite pending chemical classification and offsite disposal.

6.0 CHEMICAL TESTING PROGRAM

Soil and groundwater samples were stored in ice-chilled coolers and transported under chain-of-custody documentation to Torrent Laboratories, a State of California-certified testing laboratory. Results of chemical analyses are discussed in Section 8.0.

6.1 SOIL SAMPLES

A total of twenty-two soil samples were submitted for chemical analyses. In accordance with our SAP, samples were analyzed for some or all of the following:

- Total Petroleum Hydrocarbons as gasoline (TPHg) using EPA Method 8015m;
- Total Petroleum Hydrocarbons as diesel (TPHd) and motor oil (TPHmo) using EPA Method 8015m with silica gel cleanup;
- 17 Title 22 metals using EPA Methods 6010/7000 series;
- Total Copper using EPA Method 6010/7000; and/or
- Total Lead using EPA Method 6010/7000.

Based on review of the chemical analyses, four soil samples were also tested for Semi-volatile Organic Compounds (SVOCs) using EPA Method 8270c. Although these samples were tested after exceeding their holding time, Fugro judged the analyses to be appropriate for the intent of this Phase II ESA since the samples were continually stored on ice pending delivery to laboratory, and no sample had an OVM reading exceeding 0.8 parts per million (ppm).

6.2 GROUNDWATER SAMPLES

A total of four grab groundwater samples were submitted for chemical analysis. In addition, one duplicate sample, one equipment blank (rinsate) sample, and one trip blank sample were collected for QA/QC purposes. The grab groundwater samples were analyzed for the following:

- VOCs using EPA Method 8260.
- TPHg using EPA Method 8015m; and
- TPHd and TPHmo using EPA Method 8015m with silica gel cleanup.

6.3 FIELD QUALITY CONTROL SAMPLES

Fugro implemented QA/QC procedures during this field investigation in accordance with the SAP. Two duplicate soil samples and on duplicate groundwater sample were collected and analyzed as quality control samples in accordance with the SAP. Additionally, one equipment blank (rinsate) sample was collected to ensure that there was no cross contamination between borings from the electronic water level sounder.

Fugro also tested one trip blank sample for VOCs to confirm that no sample contamination occurred during sample transport. The trip blank sample was submitted along with grab groundwater samples that were collected during drilling activities.

7.0 SUBSURFACE CONDITIONS

Subsurface conditions generally comprised 1.0 to 3.5 feet of fill consisting of gravelly silt with sand, underlain by firm to stiff, brown lean clay to lean clay with sand to the maximum depth explored of 16 feet. In Borings B-1 and B-2, a four foot thick layer of brown sandy silt was observed beginning at depths of 8.5 and 6.5 feet bgs, respectively. Fugro's field geologist screened soil samples in the field using an OVM. No hydrocarbon or solvent odors were encountered in any of the soil samples screened. Sample B-4@7.5' yielded the highest OVM reading of 0.8 ppm. Logs of borings are presented in Appendix B.

Groundwater was encountered at depths ranging fro 10.2 to 13.5 feet bgs in Borings B-1 through B-4. No groundwater was encountered in Borings S-1 through S-8. No odors or free phase hydrocarbons were detected or observed in any of the grab groundwater samples collected.

8.0 RESULTS OF ANALYSES

This Section presents results of analyses, including a discussion of the data validation and QA/QC program as well as summaries, and findings of the soil and groundwater sampling. As described in the SAP, results of analyses were compared to ESLs established by the San Francisco Bay Regional Water Quality Control Board (RWQCB).

8.1 QUALITY CONTROL AND DATA VALIDATION

Fugro implemented QA/QC and conducted data validation in accordance with the SAP. The objectives of the QA/QC and data validation were to obtain and present accurate, precise, and complete data. Based on our review of the overall field and laboratory QA/QC protocols, data validation and findings, Fugro judges that soil and groundwater sampling conformed to the objectives stated in the SAP. The samples and resulting chemical analyses are representative of site conditions. Although SVOC analyses were conducted after exceeding holding time protocols, the samples were continually stored on ice pending delivery to laboratory. Additionally, no sample had an OVM reading exceeding 0.8 ppm, therefore in Fugro's professional opinion the analytical data are considered acceptable for the purposes of this Phase II ESA. Laboratory and field QC sampling and analyses are discussed below.

8.1.1 Laboratory QA/QC Samples

To assess the accuracy of the laboratory data, Fugro reviewed the laboratory reports to confirm compliance with the laboratory's own QA/QC limits. For the soil and groundwater samples, Torrent's QA/QC reports indicated that several low surrogate recoveries were identified during the analysis. For the TPHg analyses using EPA Method 8015m, Torrent generally noted that either low surrogate recoveries were observed, matrix effect was suspected, or that surrogate recoveries were out of limits and duplicate analyses were performed with similar results indicating a matrix effect. For TPHd and TPHmo analysis using EPA Method 8015m, Torrent noted that either the surrogate diluted out or the surrogate recovery fell outside the control limit, possibly due to matrix interference. Fugro suspects that the matrix effect may be related to the fine-grained organic silt and clay present at the Site.

Certain analytes in both soil and water had minimum detection limits above the Data Quality Indicators (DQIs). For soil these analytes are: TPHd, benzene, ethylbenzene, toluene,

and total xylenes. While the detection limit for each of these analytes was above their respective DQI, the detection limits were below their respective ESL for residential land use, and are therefore acceptable for the purposes of this Phase II ESA. For groundwater the following analytes had a detection limit in excess of the EPA DQI: total xylenes and TPHd. While the detection limit of these analytes is above their respective EPA DQI, their detection limit is below their respective maximum contaminant level (MCL) and are therefore still acceptable for the purposes of this Phase II ESA.

To assess the completeness of the data, Fugro checked 100 percent of the laboratory reports for soil and groundwater samples, and found that all requested tests were completed. Therefore, the chemical reports are considered to be complete.

8.1.2 Field Quality Control Samples

To assess field procedures and laboratory accuracy, Fugro collected one duplicate groundwater sample and six duplicate soil samples. Analysis of the duplicate groundwater sample (DB-4) detected TPHg concentrations with a relative percent difference (RPD) of 3.0 percent and VOC concentrations with RPDs ranging from 0 to 8.3 percent, all below the acceptable RPD criteria of 20 percent.

For soil samples, analyses detected arsenic, copper, and lead concentrations with RPDs ranging from 4.4 to 49.4 percent, below the acceptable RPD criteria of 50 percent. TPHd and TPHmo were detected with RPDs of 5.0 to 35.6 percent, also below the acceptable RPD criteria of 50 percent. Results of the RPD calculations are presented in Table 1.

Fugro also tested one trip blank sample for VOCs during this investigation. The sample was submitted on May 28, 2009 along with grab groundwater samples that were collected during drilling activities at the Site. Results of chemical analysis detected no VOCs in the trip blank, confirming that samples were not contaminated during sample transport.

8.2 RESULTS OF CHEMICAL ANALYSIS - SOIL

Analytical reports from Torrent Laboratories are presented in Appendix C. Results of chemical analyses for soil samples are summarized in Table 2 and are discussed below.

No TPHg, BTEX, or SVOCs, were detected in any of the samples tested. Analysis detected TPHd concentrations in six of the twenty-two samples tested, ranging from 3.09 mg/kg (B-1@1') to 51.3 mg/kg (S-4@1'), below the ESL for residential and commercial land use. TPHmo was detected in thirteen of the twenty-two samples tested ranging from 5.1 mg/kg (B-4@1') to 1,300 mg/kg (S-8@1' and S-8@2'), exceeding the ESL for residential land use of 370 mg/kg in Samples S-8@1' and S-8@2'.

Analysis detected various concentrations of metals in all samples analyzed. With the exception of total lead in Samples S-4@1' and S-7@1', the only detected metal exceeding respective ESL criteria was arsenic. Site-specific arsenic concentrations ranged from 2.2 mg/kg to 6.9 mg/kg, exceeding the residential ESL criteria of 0.39 mg/kg in seven of the eight samples analyzed. However, it is generally accepted that arsenic concentrations within the San Francisco Bay Area are higher than the ESLs for commercial and residential land use scenarios. Typically, arsenic concentrations less than 10 mg/kg are considered consistent with background concentrations.

Analysis detected 420 mg/kg of lead in Samples S-4@1' and S-7@1', which exceeds the ESL criteria for residential land use of 200 mg/kg. None of the metals detected exceeded their respective total threshold limit concentration (TTLC) criteria, one of the criteria used to classify a soil as hazardous waste in the State of California.

Analysis on soil samples indicated that soluble metal concentrations of the shallow soil are below the soluble threshold limit concentration (STLC) and toxicity characteristic leaching procedure (TCLP) for lead in three of the five samples tested. Analyses using STLC methods detected 5.1 milligrams per liter (mg/L) of soluble lead in Sample B-4@1' and 46 mg/L in Sample S-7@1'. None of the soluble results exceeded the TCLP for lead of 5.0 mg/L. Based on the total and soluble metal analyses, shallow fill removed from the Site should be considered a California hazardous non-RCRA waste unless additional analyses confirms otherwise.

8.3 RESULTS OF CHEMICAL ANALYSIS - GROUNDWATER

Results of chemical analysis conducted on groundwater samples for this investigation are summarized in Table 3 and are discussed below.

Analyses detected no TPHd or TPHmo in any of the samples tested. TPHg was detected in all samples with concentrations ranging from 330 µg/L to 860 µg/L, exceeding the ESL of 100 µg/L. Analysis detected several VOCs in groundwater below their respective maximum contaminant levels including trans-1,2-Dichloroethene (up to 4.4 µg/L), ethylbenzene (up to 1.6 µg/L), 1,1,2-trichloroethane (up to 1.5 µg/L), 1,3-dichlorobenzene (up to 2.4 µg/L), and total xylenes (up to 6.6 µg/L). Additionally, trichlorofluoromethane (Freon 11, up to 13 µg/L) and diisopropyl ether (up to 0.82 µg/L) were detected in the groundwater beneath the Site. No ESLs have been established for these constituents.

Analyses also detected PCE and its degradation products in the groundwater beneath the Site at concentrations above their respective MCLs, and in the case of PCE and TCE, above their respective ESLs for residential indoor air exposure scenarios. PCE and TCE were detected in all samples with concentrations ranging from 160 µg/L to 620 µg/L and 88 µg/L to 540 µg/L, respectively. Analysis also detected cis-1,2-DCE in all samples analyzed with concentrations ranging from 10 µg/L to 65 µg/L, exceeding the MCL of 6.0 µg/L. Vinyl chloride was detected in three out of five samples with concentrations ranging from 2.2 µg/L to 2.5 µg/L, above the MCL of 0.5 µg/L. The offsite source of the detected TPHg and VOCs is unknown.

9.0 CONCLUSIONS

Fugro concludes that the site investigation was completed in general conformance with the SAP. In our opinion, the resulting findings adequately characterize site conditions. The following summarizes the historical site uses, subsurface conditions, and results of analyses for this investigation.

9.1 SUBSURFACE CONDITIONS

In general, subsurface conditions comprised 1.0 to 3.5 feet of fill consisting of gravelly silt with sand, underlain by firm to stiff, brown lean clay to lean clay with sand to the maximum depth explored of 16 feet. In Borings B-1 and B-2, a four foot thick layer of brown sandy silt was observed beginning at depths ranging from 7.5 to 8.5 feet bgs. Fugro's field geologist screened soil samples in the field using an OVM. No hydrocarbon or solvent odors were encountered in

any of the soil samples screened. Sample B-4@7.5' yielded the highest OVM reading of 0.8 ppm. Groundwater was encountered at depths ranging from 10.2 to 13.5 feet bgs. No odors or free phase hydrocarbons were detected or observed in any of the grab groundwater samples collected.

9.2 CHEMICAL FINDINGS

For soil, TPHg, BTEX, or SVOCs, were not detected in any of the samples tested. Analysis detected TPHd concentrations in six of the twenty-two samples tested, with concentrations below the ESL for both residential and commercial land use. TPHmo was also detected in thirteen of the twenty-two samples tested with concentrations exceeding the ESL for residential land use of 370 mg/kg in Samples S-8@1' and S-8@2'.

With the exception of lead in Samples S-4@1' and S-7@1', detected metal concentrations were below respective ESL criteria and/or consistent with background values for the San Francisco Bay Area.

Analysis detected lead exceeding the ESL criteria for residential land use (200 mg/kg) in Samples S-4@1' and S-7@1'. None of the metals detected exceeded their respective TTLC criteria, one of the criteria used to classify a soil as hazardous waste in the State of California.

Soluble lead concentrations exceeded the STLC criteria of 5.0 mg/L in two out of five samples analyzed (5.0 mg/L in Sample B-4@1' and 46 mg/L in Sample S-7@1'). These two samples comprised shallow fill at Borings B-4 and S-7. None of the soluble samples analyzed exceeded the TCLP for lead of 5.0 mg/L. Based on the total and soluble metal analyses, shallow fill removed from the Site should be considered a California hazardous non-RCRA waste unless additional data is generated to the contrary.

For groundwater, analyses detected no TPHd or TPHmo in any of the samples analyzed. TPHg was detected in all samples with concentrations exceeding the ESL of 100 µg/L. Analysis detected several VOCs in groundwater below their respective maximum contaminant levels including ethylbenzene, total xylenes, 1,1,2-trichloroethane, 1,3-dichlorobenzene, and trans-1,2-Dichloroethene. Additionally, trichlorofluoromethane (Freon 11) and diisopropyl ether were detected in the groundwater beneath the Site. No ESLs have been established for these constituents.

Analyses also detected PCE and its degradation products in the groundwater beneath the Site at concentrations above their respective MCLs, and in the case of PCE and TCE, above their respective ESLs for residential indoor air exposure scenarios. The offsite source of the detected TPHg and VOCs in groundwater is unknown but may be associated with the historical Aero Plating operations at adjacent properties to the west.

10.0 RECOMMENDATIONS

Fugro recommends no further investigation at this time. Based on results of analyses and our experience at similar sites, with similar conditions, shallow fill at the Site will likely be considered a California Hazardous non-RCRA waste. If the findings from this report are used to coordinate offsite disposal and reuse of excavated soil from the project, additional testing maybe required to obtain acceptance by the receiving party.

We recommend that development plans should incorporate standard dust control measures during construction to reduce the nuisance exposure to construction workers and the general public during intrusive activities. Copies of this report should be provided to the contractor performing construction at the Site. Accordingly, the contractor should prepare a Health and Safety Plan (HSP) that notifies workers of the presence of detected chemicals at the Site.

If staining, chemical odors, underground storage tanks (USTs), or other signs of contamination and/or contaminated material are encountered during construction, the contractor should notify the Agency of those conditions and appropriate precautions, investigation, and/or mitigation should be implemented.

Due to the presence of elevated PCE and TCE concentrations in shallow groundwater, vapor mitigation measures, such as vapor barriers, passive or active sub-slab ventilation, treatment of the groundwater, or other appropriate measures should be considered in development planning. Any dewatering planned for the Site should consider the presence of VOCs and TPHg in groundwater.

11.0 REFERENCES

ASTM Designation E 1903-97 (2002), Standard Guide for Environmental Site Assessments: Phase II Environmental Site Assessment Process, dated 1997, and reviewed and found to be still relevant in 2002 by ASTM.

Baseline Environmental Consulting, Phase I/II Site Assessment, 728 73rd Avenue, Oakland, California, dated November 2000.

Fugro West Inc, Sampling and Analysis Plan, 7001 Snell Street, Oakland California, dated October 16, 2008

Fugro West Inc, Amendment to Sampling and Analysis Plan, 7001 Snell Street, Oakland, California, dated March 11, 2009

Fugro West Inc, Phase I Environmental Site Assessment, 7001 Snell Street, Oakland, California, dated August 12, 2008

San Francisco Bay Regional Water Quality Control Board, Screening for Environmental Concerns at Sites with Contaminated Soil and Groundwater-Interim Final – November 2007 (Revised May 2008).

United States Environmental Protection Agency, Memorandum, Sampling and Analysis Plan (SAP), 728 73rd Avenue, Oakland, California (EPA QA Office Document Control Number [DCN] BNFD0351SV1), dated April 17, 2009.

TABLES

Table 1
Summary of Quality Control Sample Results
728 73rd Avenue
Oakland, California

Duplicate Soil Samples

		Sample ID		RPD (%)	RPD Goal (%)	Sample ID		RPD (%)	RPD Goal (%)
Analyte	**Units**	B-1@1'	DB-1@1'			B-2@1'	DB-2@1'		
TPHd	mg/kg	3.09	3.25	5.0	< 50	7.91	5.52	35.6	< 50
TPHmo	mg/kg	27	24	11.8	< 50	33	29	12.9	< 50
Arsenic	mg/kg	5.3	3.2	49.4	< 50	5.8	4.8	18.8	< 50
Copper	mg/kg	33	21	44.4	< 50	37	34	8.5	< 50
Lead	mg/kg	52	36	36.4	< 50	22	23	4.4	< 50

Duplicate Groundwater Samples

		Sample ID		RPD (%)	RPD Goal (%)
Analyte	**Units**	B-4	DB-4		
TPHg	µg/L	330	340	3.0	< 20
cis-1,2-Dichloroethene	µg/L	54	51	5.7	< 20
trans-1,2-Dichloroethene	µg/L	1.6	1.6	0.0	< 20
Diisopropyl ether	µg/L	0.82	0.81	1.2	< 20
Tetrachloroethene	µg/L	310	320	3.2	< 20
Trichloroethene	µg/L	89	88	1.1	< 20
Trichlorofluoromethane	µg/L	8.1	7.5	7.7	< 20
Vinyl Chloride	µg/L	2.3	2.5	8.3	< 20
Total Xylenes	µg/L	1.7	1.6	6.1	< 20

Trip Blanks

		Sample ID
Analyte	**Units**	Trip Blank
VOCs	µg/L	ND

Notes
VOCs = Volatile Organic Compounds
TPHd = Total Petroleum Hydrocarbons as diesel
TPHmo = Total Petroleum Hydrocarbons as motor oil
µg/L = micrograms per liter
mg/kg = milligrams per kilogram
ND = Not detected
RPD = Relative percentage difference

Table 2
Summary of Analytical Data - Soil
728 73rd Avenue
Oakland, California

		Sample ID																						Environmental Screening Levels			California Regulatory Limits	
Analyte	**Units**	B-1@1'	DB-1@1'	B-1@5'	B-2@1'	DB-2@1'	B-2@5'	B-3@1'	B-3@5'	B-4@1'	B-4@7.5'	S-1@1'	S-1@5'	S-2@1'	S-2@2'	S-3@0'	S-4@1'	S-5@1'	S-5@5'	S-6@1'	S-7@1'	S-8@1'	S-8@2'	Residential*	Commercial*	Construction Worker**	TTLC	STLC
	Matrix	Fill	Fill	Native	Fill	Fill	Native	Fill	Native	Fill	Native	Fill	Native	Fill	Native	Fill	Fill	Fill	Native	Fill	Fill	Fill	Native					
Hydrocarbons																												
TPHg	mg/kg	<0.10	<0.10	<0.10	<0.10	<0.10	<0.10	<0.10	<0.10	<0.10	<0.10	<0.10	<0.10	<0.10	<0.10	<0.10	<0.10	<0.10	<0.10	<0.10	<0.10	<0.10	<0.10	100	180	4,200	NE	NE
TPHd	mg/kg	**3.09**	**3.25 x**	<2.0	**7.91 x**	**5.52 x**	<2.0	<2.0	<2.0	<2.0	<2.0	**4.90 x**	<2.0	<2.0	<2.0	<4.0	**51.3 x**	<2.0	<2.0	<2.0	<10	<20	<40	100	180	4,200	NE	NE
TPHmo	mg/kg	**27**	**24**	<4.0	**33**	**29**	<4.0	**7.1**	<4.0	**5.1**	<4.0	**23**	<4.0	**17**	<4.0	**140**	**100**	<4.0	<4.0	<4.0	**320**	**1,300**	**1,300**	370	2,500	12,000	NE	NE
Benzene	mg/kg	<0.010	<0.010	<0.010	<0.010	<0.010	<0.010	<0.010	<0.010	<0.010	<0.010	<0.010	<0.010	<0.010	<0.010	<0.010	<0.010	<0.010	<0.010	<0.010	<0.010	<0.010	<0.010	0.12	0.27	12	NE	NE
Toluene	mg/kg	<0.010	<0.010	<0.010	<0.010	<0.010	<0.010	<0.010	<0.010	<0.010	<0.010	<0.010	<0.010	<0.010	<0.010	<0.010	<0.010	<0.010	<0.010	<0.010	<0.010	<0.010	<0.010	9.3	9.3	650	NE	NE
Ethylbenzene	mg/kg	<0.010	<0.010	<0.010	<0.010	<0.010	<0.010	<0.010	<0.010	<0.010	<0.010	<0.010	<0.010	<0.010	<0.010	<0.010	<0.010	<0.010	<0.010	<0.010	<0.010	<0.010	<0.010	2.3	4.7	210	NE	NE
Total Xylenes	mg/kg	<0.015	<0.015	<0.015	<0.015	<0.015	<0.015	<0.015	<0.015	<0.015	<0.015	<0.015	<0.015	<0.015	<0.015	<0.015	<0.015	<0.015	<0.015	<0.015	<0.015	<0.015	<0.015	11	11	420	NE	NE
SVOCs																												
		--	--	--	--	--	--	--	--	--	--	--	--	--	--	ND	ND	--	--	--	ND	ND	--	varies	varies	varies	NE	NE
Title 22 Metals																												
Antimony	mg/kg	<5.0	<5.0	--	<5.0	<5.0	--	--	--	--	--	--	--	<5.0	<5.0	--	--	--	--	--	--	<5.0	<5.0	6.3	40	310	500	15
Arsenic	mg/kg	**5.3**	**3.2**	--	**5.8**	**4.8**	--	--	--	--	--	--	--	**6.9**	**5.0**	--	--	--	--	--	--	**2.2**	<1.7	0.39	1.6	15	500	5.0
Barium	mg/kg	**180**	**130**	--	**210**	**170**	--	--	--	--	--	--	--	**170**	**170**	--	--	--	--	--	--	**47**	**22**	750	1,500	2,600	10,000	100
Beryllium	mg/kg	<2.0	<2.0	--	<2.0	<2.0	--	--	--	--	--	--	--	<2.0	<2.0	--	--	--	--	--	--	<2.0	<2.0	4.0	8.0	98	75	0.75
Cadmium	mg/kg	<1.0	<1.0	--	<1.0	<1.0	--	--	--	--	--	--	--	<1.0	<1.0	--	--	--	--	--	--	<1.0	<1.0	1.7	7.4	39	100	1.0
Chromium	mg/kg	**35**	**21**	--	**45**	**40**	--	--	--	--	--	--	--	**37**	**38**	--	--	--	--	--	--	**7.8**	**6.6**	750	750	1,200,000	2,500	5.0
Cobalt	mg/kg	**10**	**6.8**	**26**	**13**	**12**	**32**	**29**	**34**	**34**	**30**	**24**	**26**	**11**	**10**	**20**	**59**	**14**	**34**	**27**	**120**	<5.0	<5.0	40	80	94	8,000	80
Copper	mg/kg	**33**	**21**	--	**37**	**34**	--	--	--	--	--	--	--	**37**	**31**	--	--	--	--	--	--	**12**	<5.0	230	230	310,000	2,500	25
Lead	mg/kg	**52**	**36**	**5.8**	**22**	**23**	**6.7**	**14**	**7.4**	**61**	**6.2**	**6.2**	**5.8**	**110**	**8.3**	**3.6**	**420**	**13**	**7.2**	**28**	**420**	**9.6**	**2.8**	200	750	750	1,000	5.0
Lead (WET)	mg/L	**0.92**	--	--	--	--	--	--	--	**5.1**	--	--	--	**2.5**	--	--	**3.8**	--	--	--	**46**	--	--	NA	NA	NA	NA	5.0
Lead (TCLP)	mg/L	<0.10	--	--	--	--	--	--	--	<0.10	--	--	--	<0.10	--	--	**0.12**	--	--	--	**0.63**	--	--	NA	NA	NA	NA	5.0
Mercury	mg/kg	**0.10**	**0.18**	--	**0.24**	**0.12**	--	--	--	--	--	--	--	**0.13**	<0.10	--	--	--	--	--	--	**0.18**	<0.10	1.3	10	58	20	0.2
Molybdenum	mg/kg	<5.0	<5.0	--	<5.0	<5.0	--	--	--	--	--	--	--	<5.0	<5.0	--	--	--	--	--	--	<5.0	<5.0	40	40	3,900	3,500	350
Nickel	mg/kg	**38**	**26**	--	**46**	**44**	--	--	--	--	--	--	--	**37**	**36**	--	--	--	--	--	--	**14**	**12**	150	150	260	2,000	20
Selenium	mg/kg	<5.0	<5.0	--	<5.0	<5.0	--	--	--	--	--	--	--	<5.0	<5.0	--	--	--	--	--	--	<5.0	<5.0	10	10	3,900	100	1.0
Silver	mg/kg	<1.0	<1.0	--	<1.0	<1.0	--	--	--	--	--	--	--	<1.0	<1.0	--	--	--	--	--	--	<1.0	<1.0	20	40	3,900	500	5.0
Thallium	mg/kg	<5.0	<5.0	--	<5.0	<5.0	--	--	--	--	--	--	--	<5.0	<5.0	--	--	--	--	--	--	<5.0	<5.0	1.3	16	62	700	7.0
Vanadium	mg/kg	**40**	**25**	--	**56**	**51**	--	--	--	--	--	--	--	**41**	**45**	--	--	--	--	--	--	**12**	**10**	16	200	770	2,400	24
Zinc	mg/kg	**81**	**54**	--	**63**	**58**	--	--	--	--	--	--	--	**120**	**41**	--	--	--	--	--	--	**34**	**15**	600	600	230,000	5,000	250

Notes

TPHg = Total Petroleum Hydrocarbons as Gasoline
TPHd = Total Petroleum Hydrocarbons as Diesel
TPHmo = Total Petroleum Hydrocarbons as Motor Oil
SVOCs = Semi-volatile Organic Compounds
mg/kg = Milligrams per kilogram
-- = Not Tested
<25 = Not detected above laboratory reporting limit
NE = Not Established
NA = Not Applicable
TTLC = Total Threshold Limit Concentrations
STLC = Soluable Threshold Limit Concentration
x = Sample chromatogram does not resemble typical diesel pattern (possibly fuel heavier than diesel but lighter than motor oil or degraded motor oil). Hydrocarbons within the diesel range quantitated as diesel.
ESL = Environmental Screening Levels, RWQCB Screening for Environmental Concerns at Sites with Contaminated Soil and Goundwater -- Interim Final, November 2007.
* = Table B: ESL for Residential and Commerical
** = Table K-3: ESL for Direct Exposure Soil Screening Levels Construction/Trench Worker Exposure Scenario

Table 3
Summary of Analytical Data - Groundwater
728 73rd Avenue
Oakland, California

		Sample ID						Environmental Screening Levels		
Analyte	**Units**	B-1	B-2	B-3	B-4	DB-4	Rinsate	Drinking Water*	Residential Indoor Air**	Commercial Indoor Air**
Hydrocarbons										
TPHg	µg/L	**430 x**	**860 x**	**760 x**	**330 x**	**340 x**	<50	100	NE	NE
TPHd	µg/L	<100	<100	<100	<100	<100	<100	100	NE	NE
TPHmo	µg/L	<200	<200	<200	<200	<200	<200	100	NE	NE
VOCs										
1,1,2-Trichloroethane	µg/L	**1.5**	**0.55**	**0.77**	<0.50	<0.50	<0.50	5.0	NE	NE
1,3-dichlorobenzene	µg/L	**0.55**	<0.50	**2.4**	<0.50	<0.50	<0.50	65	NE	NE
Chloroform	µg/L	**2.1**	**1.2**	**0.51**	<0.50	<0.50	<0.50	70	330	1,100
cis-1,2-Dichloroethene	µg/L	**10**	**15**	**65**	**54**	**51**	<0.50	6.0	6,200	17,000
trans-1,2-Dichloroethene	µg/L	<0.50	**0.85**	**4.4**	**1.6**	**1.6**	<0.50	10	6,700	19,000
Diisopropyl ether	µg/L	<0.50	**0.64**	<0.5	**0.82**	**0.81**	<0.50	NE	NE	NE
Ethylbenzene	µg/L	<0.50	<0.50	**1.6**	<0.50	<0.50	<0.50	30	170,000	170,000
Tetrachloroethene	µg/L	**160**	**590**	**620**	**310**	**320**	<0.50	5.0	120	420
Trichloroethene	µg/L	**300**	**540**	**280**	**89**	**88**	<0.50	5.0	530	1,800
Trichlorofluoromethane	µg/L	<0.50	**13**	**2.8**	**8.1**	**7.5**	<0.50	NE	NE	NE
Vinyl Chloride	µg/L	<0.50	<0.50	**2.2**	**2.3**	**2.5**	<0.50	0.5	3.8	13
Total Xylenes	µg/L	<1.5	<1.5	**6.6**	**1.7**	**1.6**	<1.5	20	160,000	160,000
Remaining VOCs	µg/L	ND	ND	ND	ND	ND	ND	varies	varies	varies

Notes
VOCs = Volatile organic compounds
TPHg = Total Petroleum Hydrocarbons as gasoline
TPHd = Total Petroleum Hydrocarbons as diesel
TPHmo = Total Petroleum Hydrocarbons as motor oil
µg/L = micrograms per liter
<25 = Not detected above listed laboratory reporting limit
NE = Not established
x = Sample chromatogram doesn't resemble gasoline standard pattern. Reported value due to individual HVOC peaks within range of C5-C12 quantified as gasoline.
* = Table F-1a
** = Table E-1 Groundwater Screening Levels for Evaluation of Potential Vapor Intrusion Concerns
ESLs = Environmental Screening Levels - RWQCB Screening for Environmental Concerns at Sites with Contaminated Soil and Groundwater.
Interim Final - November 2007, Revised May 2008
ND = Not Detected

PLATES

June 2009
Project No. 272.186

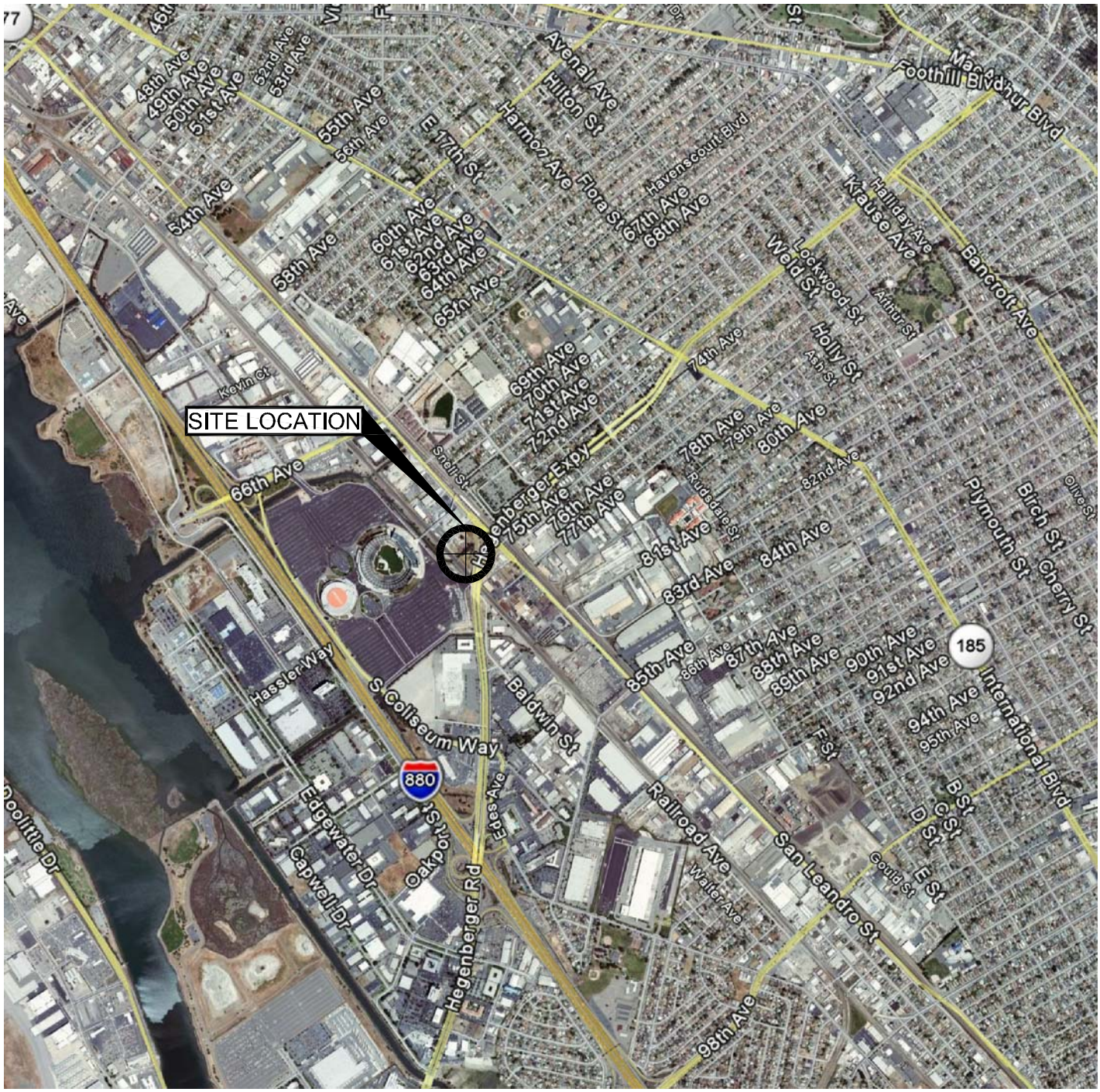

SOURCE: This aerial photo was obtained from Google Earth Pro.

NORTH

0 2000 4000

FEET

VICINITY MAP
728 73rd Avenue
Oakland, California

PLATE 1

G:\jobdocs\272\272.186\Drawings\A272_186_01.dwg 6-10-09 02:37:56 PM vtong

June 2009
Project No. 272.186

SOURCE: This aerial photo was obtianed from Google Earth Pro.

LEGEND

- APPROXIMATE LOCATION OF PREVIOUS SOIL SAMPLING
- APPROXIMATE LOCATION OF PREVIOUS SOIL/GRAB GROUNDWATER SAMPLING
- PROJECT SITE BOUNDARY
- APPROXIMATE LOCATION OF GROUNDWATER SAMPLES
- APPROXIMATE LOCATION OF SURFACE SAMPLES

NORTH

0 40 80

FEET

SITE PLAN
728 73rd Avenue
Oakland, California

PLATE 2

G:\jobdocs\272\272.186\Drawings\A272_186_02_rev1.dwg 6-30-09 04:32:03 PM oakCAD

APPENDIX A
DRILLING PERMITS

Alameda County Public Works Agency - Water Resources Well Permit

399 Elmhurst Street
Hayward, CA 94544-1395
Telephone: (510)670-6633 Fax:(510)782-1939

Application Approved on: 05/13/2009 By jamesy

Permit Numbers: W2009-0413
Permits Valid from 05/27/2009 to 05/27/2009

Application Id: 1242251834171
City of Project Site: Oakland
Site Location: 728 73rd Ave
Project Start Date: 05/27/2009
Completion Date: 05/27/2009

Assigned Inspector: Contact John Shouldice at (510) 670-5424 or johns@acpwa.org

Applicant:	Fugro West - Russell Carter 1000 Broadway, Ste 440, Oakland, CA 94607	**Phone:** 510-267-4469
Property Owner:	Mark Arniola 250 Frank H. Ogawa Plaza, Suite 5301, Oakland, CA 94612	**Phone:** 510-237-7371
Client:	Mark Arniola 250 Frank H. Ogawa Plaza, Suite 5301, Oakland, CA 94612	**Phone:** 510-238-7371 x
Contact:	Russell Carter	**Phone:** 510-267-4469 **Cell:** 510-701-4174

Total Due: $230.00
Receipt Number: WR2009-0180 **Total Amount Paid:** $230.00
Payer Name : Russell W Carter Paid By: VISA **PAID IN FULL**

Works Requesting Permits:

Borehole(s) for Geo Probes-Sampling 24 to 72 hours only - 12 Boreholes
Driller: RSI - Lic #: 802334 - Method: DP **Work Total: $230.00**

Specifications

Permit Number	Issued Dt	Expire Dt	# Boreholes	Hole Diam	Max Depth
W2009-0413	05/13/2009	08/25/2009	12	2.00 in.	20.00 ft

Specific Work Permit Conditions

1. Backfill bore hole by tremie with cement grout or cement grout/sand mixture. Upper two-three feet replaced in kind or with compacted cuttings. All cuttings remaining or unused shall be containerized and hauled off site. The containers shall be clearly labeled to the ownership of the container and labeled hazardous or non-hazardous.

2. Boreholes shall not be left open for a period of more than 24 hours. All boreholes left open more than 24 hours will need approval from Alameda County Public Works Agency, Water Resources Section. All boreholes shall be backfilled according to permit destruction requirements and all concrete material and asphalt material shall be to Caltrans Spec or County/City Codes. No borehole(s) shall be left in a manner to act as a conduit at any time.

3. Permittee shall assume entire responsibility for all activities and uses under this permit and shall indemnify, defend and save the Alameda County Public Works Agency, its officers, agents, and employees free and harmless from any and all expense, cost, liability in connection with or resulting from the exercise of this Permit including, but not limited to, properly damage, personal injury and wrongful death.

4. Applicant shall contact John Shouldice for an inspection time at 510-670-5424 at least five (5) working days prior to starting, once the permit has been approved. Confirm the scheduled date(s) at least 24 hours prior to drilling.

5. Permitte, permittee's contractors, consultants or agents shall be responsible to assure that all material or waters generated during drilling, boring destruction, and/or other activities associated with this Permit will be safely handled, properly managed, and disposed of according to all applicable federal, state, and local statutes regulating such. In no

case shall these materials and/or waters be allowed to enter, or potentially enter, on or off-site storm sewers, dry wells, or waterways or be allowed to move off the property where work is being completed.

6. Copy of approved drilling permit must be on site at all times. Failure to present or show proof of the approved permit application on site shall result in a fine of $500.00.

7. Prior to any drilling activities onto any public right-of-ways, it shall be the applicants responsibilities to contact and coordinate a Underground Service Alert (USA), obtain encroachment permit(s), excavation permit(s) or any other permits required for that City or to the County and follow all City or County Ordinances. It shall also be the applicants responsibilities to provide to the Cities or to Alameda County a Traffic Safety Plan for any lane closures or detours planned. No work shall begin until all the permits and requirements have been approved or obtained.

8. Permit is valid only for the purpose specified herein. No changes in construction procedures, as described on this permit application. Boreholes shall not be converted to monitoring wells, without a permit application process.

APPENDIX B
USCS KEY AND LOGS OF BORINGS

MAJOR DIVISIONS			GROUP NAMES		
COARSE-GRAINED SOILS More than 50% retained on the No. 200 sieve	GRAVELS MORE THAN 50% OF COARSE FRACTION RETAINED ON NO. 4 SIEVE	Clean gravels less than 5% fines	GW		Well-Graded Gravel
			GP		Poorly Graded Gravel
		Gravels with more than 12% fines	GM		Silty Gravel
			GC		Clayey Gravel
	SANDS MORE THAN 50% OF COARSE FRACTION PASSING NO. 4 SIEVE	Clean sand less than 5% fines	SW		Well-Graded Sand
			SP		Poorly Graded Sand
		Sands with more than 12% fines	SM		Silty Sand
			SC		Clayey Sand
FINE-GRAINED SOILS 50% or more passes the No. 200 sieve	SILTS AND CLAYS Liquid Limit Less than 50%		ML		Silt
			CL		Lean Clay
			OL		Organic Silt
	SILTS AND CLAYS Liquid Limit Greater than 50%		MH		Elastic Silt
			CH		Fat Clay
			OH		Organic Clay
HIGHLY ORGANIC SOILS			PT		Peat or Highly Organic Soils
			FILL		Debris or Mixed Fill
			AC		Asphalt Concrete Pavement with Aggregate Base

GENERAL NOTES

Classification of Soils in general accordance with ASTM D2487 or D2488 (based on the Unified Soil Classification System)

Geologic Formation noted in bold font at the top of interpreted interval
Sloped line in break column indicates transitional boundary

Blow counts for modified California Liner Sampler shown in ( )

Length of sample symbol approximates recovery length

SAMPLER DRIVING RESISTANCE

Number of blows with 140 lb. hammer, falling 30-in. to drive sampler 1-ft. after seating sampler 6-in.; for example,

Blows/ft	Description
25	25 blows drove sampler 12" after initial 6" of seating
50/7"	50 blows drove sampler 7" after initial 6" of seating
Ref/3"	50 blows drove sampler 3" during initial 6" seating interval (Ref=Refusal)

STRENGTH TEST METHOD

U = Unconfined Compression
Q = Unconsolidated Undrained Triaxial
T = Torvane
P = Pocket Penetrometer
M = Miniature Vane
F = Field Vane

OTHER TESTS

k = Permeability
Consol = Consolidation
Gs = Specific Gravity
MA = Particle Size Analysis
EI = Expansion Index
OVM = Organic Vapor Meter

WATER LEVEL SYMBOLS

- Initial or perched water level
- Final ground water level
- Seepages encountered

SAMPLER TYPE AND RECOVERY

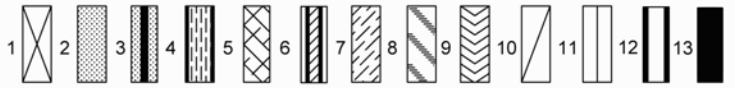

Samplers and sampler dimensions (unless otherwise noted in report text) are as follows:

1 SPT Sampler, driven 1 3/8" ID, 2" OD
2 MOD CA Liner Sampler 2 3/8" ID, 3" OD
3 CA Liner Sampler 1 7/8" ID, 2.5" OD
4 Thin-walled Tube, pushed 2 7/8" ID, 3" OD
5 Bulk Bag Sample (from cuttings)
6 Hand Auger Sample
7 Lexan Sample
8 Pitcher Sample
9 Vibracore Sample
10 No Sample Recovered
11 Rock Core
12 Direct Push
13 Enviromental Sample

Retained samples listed in sample No. column

SOIL STRUCTURE

Fissured: Containing shrinkage or relief cracks, often filled with fine sand or silt, usually more or less vertical.

Pocket: Inclusion of material of different texture that is smaller than the diameter of the sample.

Parting: Inclusion less than 1/8 inch thick extending through the sample.

Seam: Inclusion 1/8 inch to 3 inches thick extending through the sample.

Layer: Inclusion greater than 3 inches thick extending through the sample.

Laminated: Soil sample composed of alternating partings or seams of different soil types.

Interlayered: Soil sample composed of alternating layers of different soil type.

Intermixed: Soil sample composed of pockets of different soil type, and layered or laminated structure is not evident.

CONSISTENCY (1)

Clays	Blows/Foot SPT	Undrained Shear Strength (ksf)
Very Soft	0 - 2	0 - 0.25
Soft	2 - 4	0.25 - 0.5
Firm	4 - 8	0.5 - 1
Stiff	8 - 15	1 - 2
Very Stiff	15 - 30	2 - 4
Hard	Over 30	Over 4

RELATIVE DENSITY (1)

Sands and Gravels	Blows/Foot SPT
Very Loose	0 - 4
Loose	4 - 10
Medium Dense	10 - 30
Dense	30 - 50
Very Dense	Over 50

INCREASING VISUAL MOISTURE CONTENT

Dry
Moist
Wet

Information on each boring log is a compilation of subsurface conditions and soil or rock classifications obtained from the field as well as from laboratory testing of samples. Strata have been interpreted by commonly accepted procedures. The stratum lines on the logs may be transitional and approximate in nature. Water level measurements refer only to those observed at the time and places indicated, and can vary with time, geologic condition, or construction activity.

(1) Terzaghi and Peck 1967

TERMS AND SYMBOLS USED ON BORING LOGS

PLATE B-1

LOCATION:

SURFACE EL: ft +/- (rel. MSL datum)

DEPTH, ft	SAMPLE NO.	OVM/PID (ppm)	MATERIAL DESCRIPTION	OTHER TESTS
0	B-1@0	0	Gravelly SILT with sand (ML): very soft to soft, brown, dry, some brick fragments and red mottling, no odor	
		0.5		
1	B-1@1			
			Lean CLAY (CL): soft, brown, moist, some black mottling, no odor	
2	B-1@2			
3				
4				
			soft to firm, black, some brown mottling, no odor	
5	B-1@5			
6				
7			firm, brown, moist, some gray mottling, no odor	
	B-1@7.5	0.6		
8				
			SILT (ML): soft, brown, dry, some red and white grains, no odor or staining	
9		0.3		

Continued

BORING DEPTH: 16.0 ft
DEPTH TO WATER: Not Measured
BACKFILL: Grout
COMPLETION DATE: May 27, 2009
NOTES: 1. Terms and symbols defined on Plate B-1.

DRILLING METHOD: 2-in. dia. Direct Push
HAMMER TYPE: Automatic Trip
RIG TYPE: GP4400
DRILLED BY: RSI, Gabriel
LOGGED BY: Russell Carter

LOG OF B-1

728 73rd Ave
Oakland, California

DEPTH, ft	MATERIAL SYMBOL	SAMPLE NO.	SAMPLER TYPE	SAMPLER BLOW COUNT/ PRESSURE	OVM/PID (ppm)	LOCATION: SURFACE EL: ft +/- (rel. MSL datum) MATERIAL DESCRIPTION	OTHER TESTS
		B-1@11					
11						Lean CLAY (CL): firm, brown, moist, some black and gray mottling, no odor	
12					0.1		
13							
14					0.1		
15							
16					0.4	16.0 FT: END OF BORING	
17							
18							
19							

BORING DEPTH: 16.0 ft
DEPTH TO WATER: Not Measured
BACKFILL: Grout
COMPLETION DATE: May 27, 2009
NOTES: 1. Terms and symbols defined on Plate B-1.

DRILLING METHOD: 2-in. dia. Direct Push
HAMMER TYPE: Automatic Trip
RIG TYPE: GP4400
DRILLED BY: RSI, Gabriel
LOGGED BY: Russell Carter

LOG OF B-1

728 73rd Ave
Oakland, California

LOCATION:

SURFACE EL: ft +/- (rel. MSL datum)

DEPTH, ft	MATERIAL SYMBOL	SAMPLE NO.	SAMPLER TYPE	SAMPLER BLOW COUNT/ PRESSURE	OVM/PID (ppm)	MATERIAL DESCRIPTION	OTHER TESTS
0		B-2@0			0.3	Gravelly SILT with sand (ML): medium dense, brown, dry to moist, some brick fragments, no odor or staining	
1		B-2@1					
2		B-2@2					
3					0.5		
4					0.6	Lean CLAY (CL): soft to firm, brown, dry to moist, some occasional gravels, no odor or staining	
5		B-2@5				firm, black	
6					0.2	Sandy SILT with gravel (ML): soft, brown, dry, no odor or staining	
7		B-2@7					
8					0.4		
9							

Continued

BORING DEPTH: 16.0 ft
DEPTH TO WATER: Not Measured
BACKFILL: Grout
COMPLETION DATE: May 27, 2009
NOTES: 1. Terms and symbols defined on Plate B-1.

DRILLING METHOD: 2-in. dia. Direct Push
HAMMER TYPE: Automatic Trip
RIG TYPE: GP4400
DRILLED BY: RSI, Gabriel
LOGGED BY: Russell Carter

LOG OF B-2

728 73rd Ave
Oakland, California

DEPTH, ft	MATERIAL SYMBOL	SAMPLE NO.	SAMPLER TYPE	SAMPLER BLOW COUNT/ PRESSURE	OVM/PID (ppm)	LOCATION: SURFACE EL: ft +/- (rel. MSL datum) MATERIAL DESCRIPTION	OTHER TESTS
11		B-2@11			0.7		
12						Lean CLAY (CL): firm to stiff, brown, moist, some black and gray mottling, no odor	
13					0.1		
14							
15						some red mottling	
16					0	16.0 FT: END OF BORING	
17							
18							
19							

BORING DEPTH: 16.0 ft
DEPTH TO WATER: Not Measured
BACKFILL: Grout
COMPLETION DATE: May 27, 2009
NOTES: 1. Terms and symbols defined on Plate B-1.

DRILLING METHOD: 2-in. dia. Direct Push
HAMMER TYPE: Automatic Trip
RIG TYPE: GP4400
DRILLED BY: RSI, Gabriel
LOGGED BY: Russell Carter

LOG OF B-2

728 73rd Ave
Oakland, California

LOCATION:

SURFACE EL: ft +/- (rel. MSL datum)

DEPTH, ft	MATERIAL SYMBOL	SAMPLE NO.	SAMPLER TYPE	SAMPLER BLOW COUNT/ PRESSURE	OVM/PID (ppm)	MATERIAL DESCRIPTION	OTHER TESTS
0		B-3@0			0	Gravelly SILT with sand (ML): medium dense, brown, dry, some brick fragments, no odor or staining	
					0.5		
1		B-3@1					
2		B-3@2			0.4		
					0.7		
3						Lean CLAY (CL): soft to firm, brown, moist, no odor or staining	
4					0.3		
5		B-3@5					
6					0.4	firm to stiff, black	
7						light brown, some gray mottling, no odor	
		B-3@7.5					
8					0.1		
9						Lean CLAY with sand (CL): firm, light brown, moist, no odor or staining	

Continued

BORING DEPTH: 16.0 ft
DEPTH TO WATER: 13.5 ft
BACKFILL: Grout
COMPLETION DATE: May 27, 2009
NOTES: 1. Terms and symbols defined on Plate B-1.

DRILLING METHOD: 2-in. dia. Direct Push
HAMMER TYPE: Automatic Trip
RIG TYPE: GP4400
DRILLED BY: RSI, Gabriel
LOGGED BY: Russell Carter

LOG OF B-3

728 73rd Ave
Oakland, California

LOCATION:

SURFACE EL: ft +/- (rel. MSL datum)

DEPTH, ft	MATERIAL SYMBOL	SAMPLE NO.	SAMPLER TYPE	SAMPLER BLOW COUNT/ PRESSURE	OVM/PID (ppm)	MATERIAL DESCRIPTION	OTHER TESTS
11		B-3@11			0.2	Lean CLAY (CL): firm, brown, moist, some black mottling, no odor	
12					0.4		
13							
14					0.2	Poorly-graded SAND (SP): medium dense, light brown, wet, standing water, no odor or staining	
15							
16						Lean CLAY (CL): firm, brown, moist, some black mottling, no odor	
17						16.0 FT: END OF BORING	
18							
19							

BORING DEPTH: 16.0 ft
DEPTH TO WATER: 13.5 ft
BACKFILL: Grout
COMPLETION DATE: May 27, 2009
NOTES: 1. Terms and symbols defined on Plate B-1.

DRILLING METHOD: 2-in. dia. Direct Push
HAMMER TYPE: Automatic Trip
RIG TYPE: GP4400
DRILLED BY: RSI, Gabriel
LOGGED BY: Russell Carter

LOG OF B-3

728 73rd Ave
Oakland, California

LOCATION:

SURFACE EL: ft +/- (rel. MSL datum)

DEPTH, ft	SAMPLE NO.	OVM/PID (ppm)	MATERIAL DESCRIPTION	OTHER TESTS
0	B-4@0		Gravelly SILT with sand (ML): medium dense, reddish brown, moist, some brick fragments, no odor or staining	
1	B-4@1	0.6		
2	B-4@2			
3		0.8	Lean CLAY (CL): soft to firm, dark brown, moist, occasional small gravels, no odor or staining	
4				
5	B-4@5	0.4	stiff, black	
6				
			brown	
7				
	B-4@7.5	0.8	some gray mottling, slight possible petroleum odor	
8				
9				
			Lean CLAY with sand (CL): firm, light brown, wet, no odor or staining	

Continued

BORING DEPTH: 16.0 ft
DEPTH TO WATER: Not Measured
BACKFILL: Grout
COMPLETION DATE: May 27, 2009
NOTES: 1. Terms and symbols defined on Plate B-1.

DRILLING METHOD: 2-in. dia. Direct Push
HAMMER TYPE: Automatic Trip
RIG TYPE: GP4400
DRILLED BY: RSI, Gabriel
LOGGED BY: Russell Carter

LOG OF B-4

728 73rd Ave
Oakland, California

DEPTH, ft	MATERIAL SYMBOL	SAMPLE NO.	SAMPLER TYPE	SAMPLER BLOW COUNT/ PRESSURE	OVM/PID (ppm)	LOCATION: SURFACE EL: ft +/- (rel. MSL datum) MATERIAL DESCRIPTION	OTHER TESTS
		B-4@1			0.3		
11							
12					0.2	Lean CLAY (CL): firm, brown, moist to wet, occasional sands, some red and black mottling, no odor	
13							
14					0.5		
15							
16					0	16.0 FT: END OF BORING	
17							
18							
19							

BORING DEPTH: 16.0 ft
DEPTH TO WATER: Not Measured
BACKFILL: Grout
COMPLETION DATE: May 27, 2009
NOTES: 1. Terms and symbols defined on Plate B-1.

DRILLING METHOD: 2-in. dia. Direct Push
HAMMER TYPE: Automatic Trip
RIG TYPE: GP4400
DRILLED BY: RSI, Gabriel
LOGGED BY: Russell Carter

LOG OF B-4

728 73rd Ave
Oakland, California

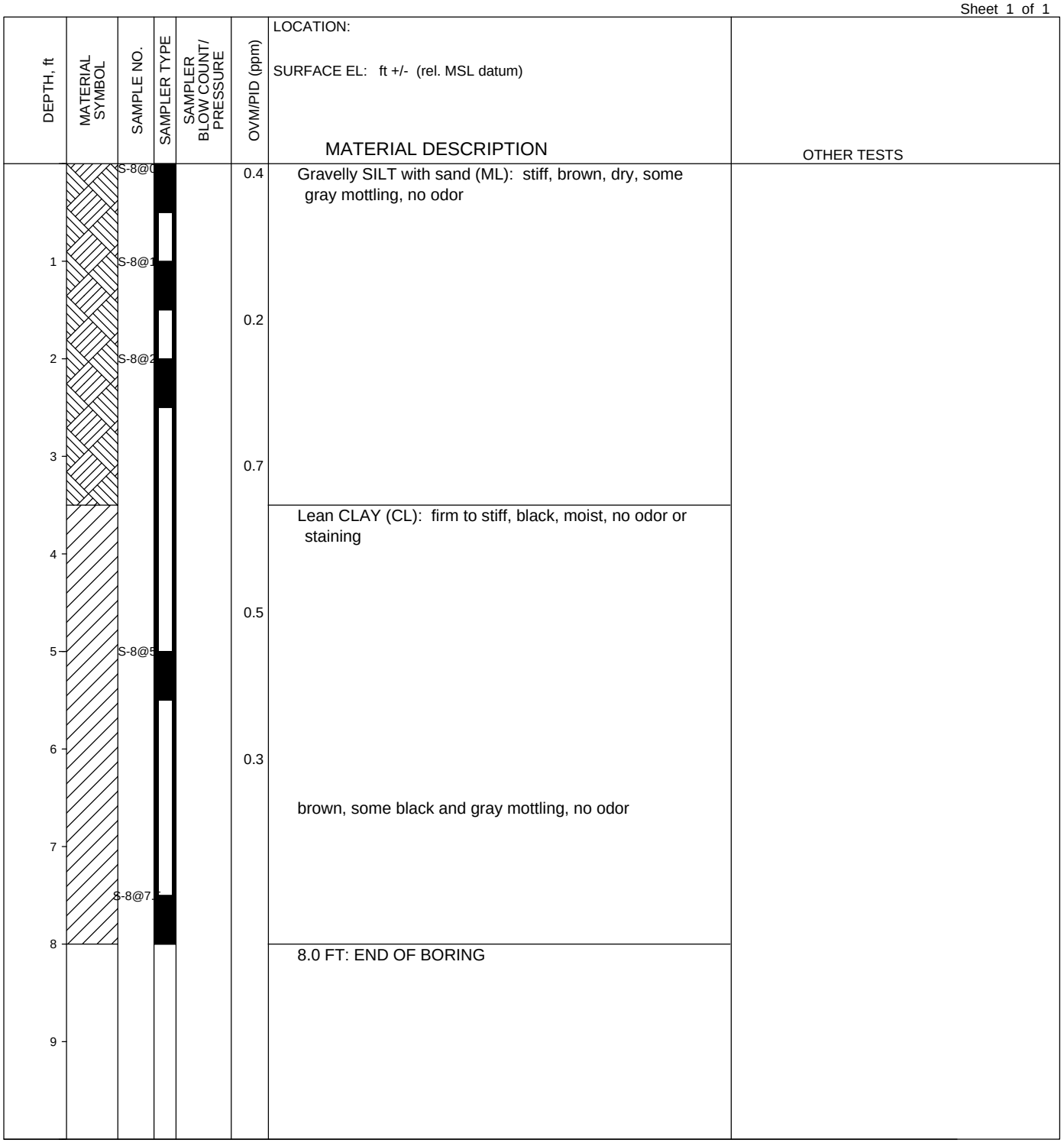

BORING DEPTH: 8.0 ft
DEPTH TO WATER: Not Encountered
BACKFILL: Grout
COMPLETION DATE: May 27, 2009
NOTES: 1. Terms and symbols defined on Plate B-1.

DRILLING METHOD: 2-in. dia. Direct Push
HAMMER TYPE: Automatic Trip
RIG TYPE: GP4400
DRILLED BY: RSI, Gabriel
LOGGED BY: Russell Carter

LOG OF S-1

728 73rd Ave
Oakland, California

LOCATION:

SURFACE EL: ft +/- (rel. MSL datum)

DEPTH, ft	MATERIAL SYMBOL	SAMPLE NO.	SAMPLER TYPE	SAMPLER BLOW COUNT/ PRESSURE	OVM/PID (ppm)	MATERIAL DESCRIPTION	OTHER TESTS
0		S-2@0			0.6	Gravelly SILT with sand (ML): medium dense, brown, dry, some brick fragments, no odor or staining	
1		S-2@1					
					0.3	Lean CLAY (CL): soft, brown, moist, no odor or staining	
2		S-2@2					
3						soft to firm, black, some brown mottling, no odor	
					0.2		
4							
5		S-2@5			0.5		
6							
					0.7		
7						firm, brown, moist, some black, red, and gray mottling, no odor	
		S-2@7.5					
8						8.0 FT: END OF BORING	
9							

BORING DEPTH: 8.0 ft
DEPTH TO WATER: Not Encountered
BACKFILL: Grout
COMPLETION DATE: May 27, 2009
NOTES: 1. Terms and symbols defined on Plate B-1.

DRILLING METHOD: 2-in. dia. Direct Push
HAMMER TYPE: Automatic Trip
RIG TYPE: GP4400
DRILLED BY: RSI, Gabriel
LOGGED BY: Russell Carter

LOG OF S-2

728 73rd Ave
Oakland, California

LOCATION:

SURFACE EL: ft +/- (rel. MSL datum)

DEPTH, ft	MATERIAL SYMBOL	SAMPLE NO.	SAMPLER TYPE	SAMPLER BLOW COUNT/ PRESSURE	OVM/PID (ppm)	MATERIAL DESCRIPTION	OTHER TESTS
0		S-3@0			0.7	Gravelly SILT with sand (ML): soft, light brown, dry, some larger gravels, no odor or staining	
1		S-3@1				Lean CLAY (CL): soft, brown, moist, no odor or staining	
					0.3		
2		S-3@2					
3							
					0.4	firm to stiff, black, moist, some brown mottling, no odor	
4							
						dark brown, some black mottling, no odor	
5		S-3@5					
					0.1		
6							
					0.2		
7							
		S-3@7.5					
8						8.0 FT: END OF BORING	
9							

BORING DEPTH: 8.0 ft
DEPTH TO WATER: Not Encountered
BACKFILL: Grout
COMPLETION DATE: May 27, 2009
NOTES: 1. Terms and symbols defined on Plate B-1.

DRILLING METHOD: 2-in. dia. Direct Push
HAMMER TYPE: Automatic Trip
RIG TYPE: GP4400
DRILLED BY: RSI, Gabriel
LOGGED BY: Russell Carter

LOG OF S-3

728 73rd Ave
Oakland, California

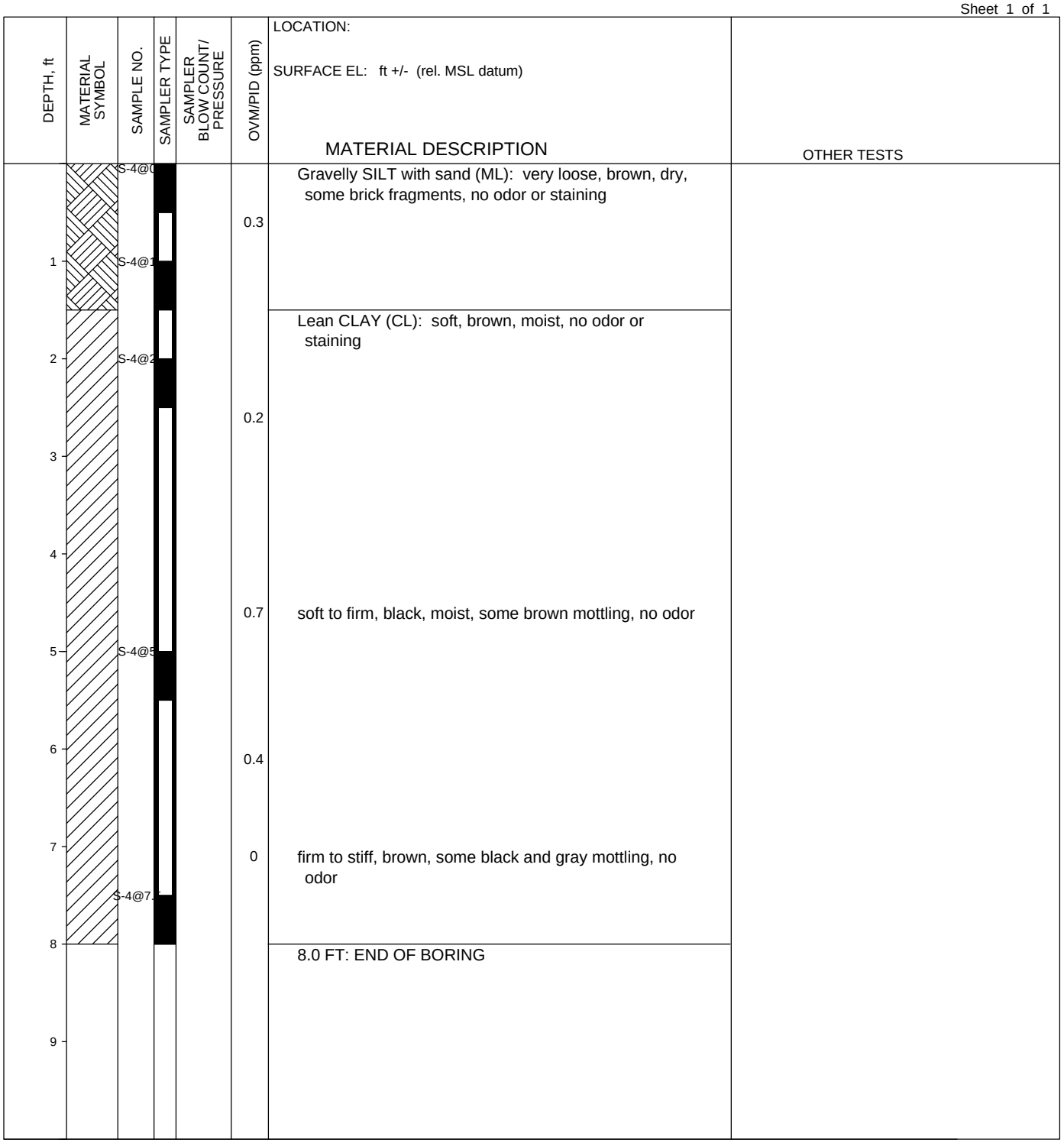

BORING DEPTH: 8.0 ft
DEPTH TO WATER: Not Encountered
BACKFILL: Grout
COMPLETION DATE: May 27, 2009
NOTES: 1. Terms and symbols defined on Plate B-1.

DRILLING METHOD: 2-in. dia. Direct Push
HAMMER TYPE: Automatic Trip
RIG TYPE: GP4400
DRILLED BY: RSI, Gabriel
LOGGED BY: Russell Carter

LOG OF S-4

728 73rd Ave
Oakland, California

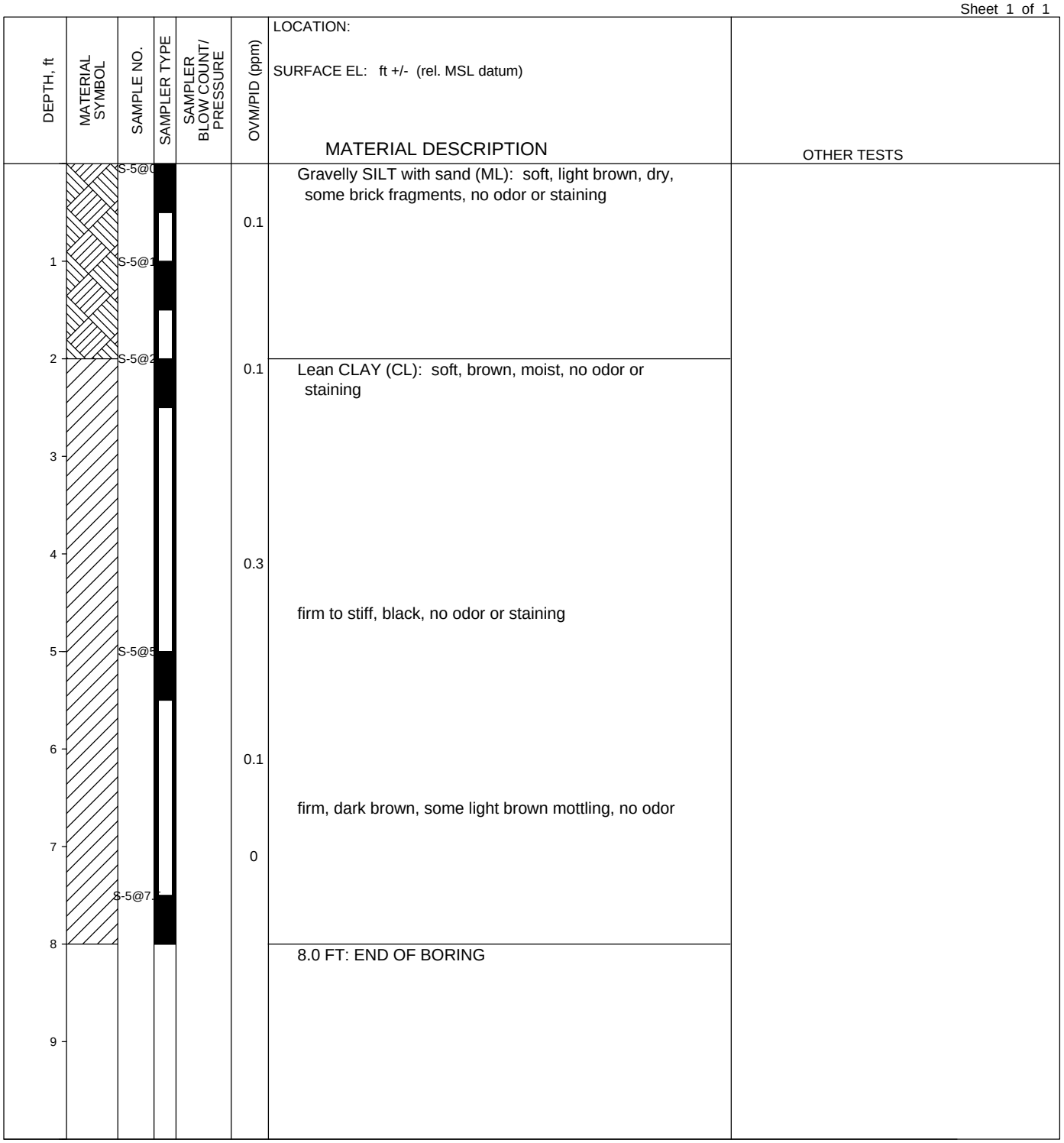

BORING DEPTH: 8.0 ft
DEPTH TO WATER: Not Encountered
BACKFILL: Grout
COMPLETION DATE: May 27, 2009
NOTES: 1. Terms and symbols defined on Plate B-1.

DRILLING METHOD: 2-in. dia. Direct Push
HAMMER TYPE: Automatic Trip
RIG TYPE: GP4400
DRILLED BY: RSI, Gabriel
LOGGED BY: Russell Carter

LOG OF S-5

728 73rd Ave
Oakland, California

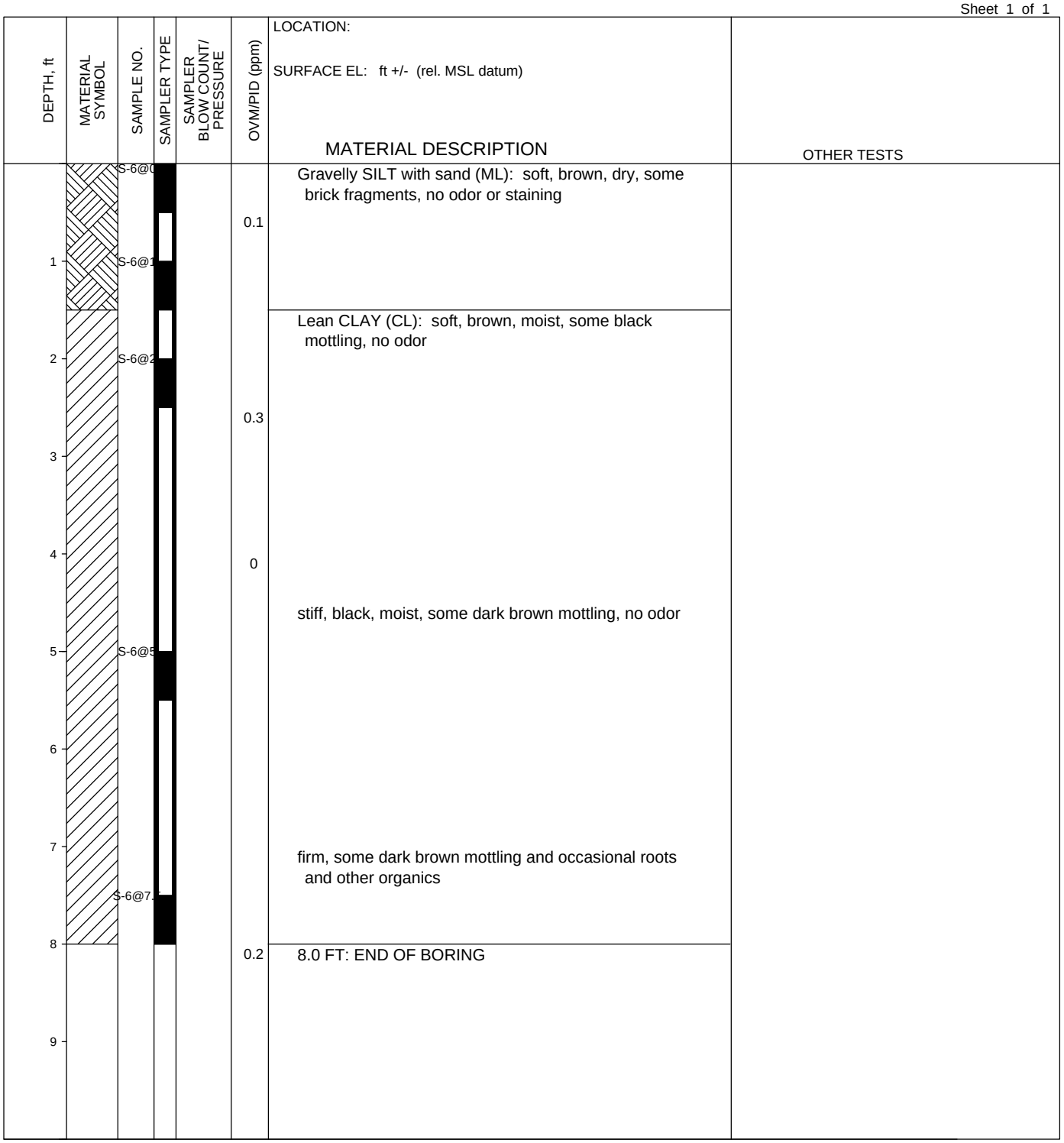

BORING DEPTH: 8.0 ft
DEPTH TO WATER: Not Encountered
BACKFILL: Grout
COMPLETION DATE: May 27, 2009
NOTES: 1. Terms and symbols defined on Plate B-1.

DRILLING METHOD: 2-in. dia. Direct Push
HAMMER TYPE: Automatic Trip
RIG TYPE: GP4400
DRILLED BY: RSI, Gabriel
LOGGED BY: Russell Carter

LOG OF S-6

728 73rd Ave
Oakland, California

LOCATION:

SURFACE EL: ft +/- (rel. MSL datum)

DEPTH, ft	MATERIAL SYMBOL	SAMPLE NO.	SAMPLER TYPE	SAMPLER BLOW COUNT/ PRESSURE	OVM/PID (ppm)	MATERIAL DESCRIPTION	OTHER TESTS
0		S-7@0			0.1	Gravelly SILT with sand (ML): soft, brown, dry, some large gravels 1/2" and larger. no odor or staining	
1		S-7@1				Lean CLAY (CL): soft, dark brown, moist, no odor or staining	
2		S-7@2			0.6		
3							
4					0.5	firm to stiff, black, moist, some dark brown mottling, no odor	
5		S-7@5					
6					0.3		
7						firm to stiff, dark brown, moist, no odor or staining	
8		S-7@7.5			0.4	8.0 FT: END OF BORING	
9							

BORING DEPTH: 8.0 ft
DEPTH TO WATER: Not Encountered
BACKFILL: Grout
COMPLETION DATE: May 27, 2009
NOTES: 1. Terms and symbols defined on Plate B-1.

DRILLING METHOD: 2-in. dia. Direct Push
HAMMER TYPE: Automatic Trip
RIG TYPE: GP4400
DRILLED BY: RSI, Gabriel
LOGGED BY: Russell Carter

LOG OF S-7

728 73rd Ave
Oakland, California

LOCATION:

SURFACE EL: ft +/- (rel. MSL datum)

DEPTH, ft	MATERIAL SYMBOL	SAMPLE NO.	SAMPLER TYPE	SAMPLER BLOW COUNT/ PRESSURE	OVM/PID (ppm)	MATERIAL DESCRIPTION	OTHER TESTS
0		S-8@0			0.4	Gravelly SILT with sand (ML): soft, light brown, moist, some brick fragments, no staining or odor	
1		S-8@1				Poorly-graded SAND (SP): loose, black, thin layer of black foundry sand, no odor	
						Lean CLAY (CL): soft, dark brown, moist, some black mottling, no odor	
2		S-8@2			0.5		
3							
					0.2		
4							
5		S-8@5				firm, dark brown, no odor	
					0.1		
6							
					0.3	firm to stiff, black, moist, some light and dark brown mottling, no odor	
7		S-8@7.5					
8						8.0 FT: END OF BORING	
9							

BORING DEPTH: 8.0 ft
DEPTH TO WATER: Not Encountered
BACKFILL: Grout
COMPLETION DATE: May 27, 2009
NOTES: 1. Terms and symbols defined on Plate B-1.

DRILLING METHOD: 2-in. dia. Direct Push
HAMMER TYPE: Automatic Trip
RIG TYPE: GP4400
DRILLED BY: RSI, Gabriel
LOGGED BY: Russell Carter

LOG OF S-8

728 73rd Ave
Oakland, California

APPENDIX C
ANALYTICAL REPORTS

Torrent
LABORATORY, INC.

June 22, 2009(Revised)

Karen Emery
Fugro, Inc
1000 Broadway, Suite 440
Oakland, CA 94607

TEL: (510) 268-0461
FAX (510) 268-0545

RE: 272.186/728 73rd Ave

Order No.: 0905183

Dear Karen Emery:

Torrent Laboratory, Inc. received 29 samples on 5/28/2009 for the analyses presented in the following report.

All data for associated QC met EPA or laboratory specification(s) except where noted in the case narrative.
Reported data is applicable for only the samples received as part of the order number referenced above.

Torrent Laboratory, Inc, is certified by the State of California, ELAP #1991. If you have any questions regarding these tests results, please feel free to contact the Project Management Team at (408)263-5258;ext: 204.

Sincerely,

Laboratory Director 6/22/09 Date

Patti Sandrock
QA Officer

Torrent Laboratory, Inc.

Date: *22-Jun-09*

CLIENT: Fugro, Inc
Project: 272.186/728 73rd Ave
Lab Order: 0905183

CASE NARRATIVE

REVISIONS:

Per client request 6/12/09, additional anlaysis for STLC/TCLP added to samples 003, 006, 010, 014 and 021

Note: Extraction of 50 g sample / 500g 0.2M Sodium Citrate Solution was performed according to wet extraction procedure (WET) which was rotated in a rotary shaker for 48 hours.

Extraction started on 06/13/2009 @ 8.0 AM and ended on 06/15/2009 @ 8:00 AM.

Note: Extraction of 50 g sample /1000g TCLP Fluid #1 was performed according to Toxicity Characteristic Leaching Procedure (TCLP) which was rotated in a rotary shaker for 18 hours.

Extraction started on 06/15/2009 @ 3.35 PM and ended on 06/16/2009 @ 9:35 AM.

Per client request and although samples have exceeded recommended holding time, additional 8270C analysis was performed on samples 005, 006, 010 and 011.

Rev 2 (6/22/09)

TORRENT LABORATORY, INC.

483 Sinclair Frontage Road • Milpitas, CA • Phone: (408) 263-5258 • Fax: (408) 263-8293

Visit us at www.torrentlab.com email: analysis@torrentlab.com

Report prepared for: Karen Emery
Fugro, Inc

Date Received: 5/28/2009
Date Reported: 6/22/2009

Client Sample ID: S-1@1
Sample Location: 728 73rd Ave
Sample Matrix: SOIL
Date/Time Sampled 5/27/2009 10:17:00 AM

Lab Sample ID: 0905183-001
Date Prepared: 5/30/2009-6/4/2009

Parameters	Analysis Method	Date Analyzed	RL	Dilution Factor	MRL	Result	Units	Analytical Batch
Copper	SW6010B	6/1/2009	5	1	5.0	24	mg/Kg	5239
Lead	SW6010B	6/1/2009	1	1	1.0	6.2	mg/Kg	5239
TPH (Diesel-SG)	SW8015B	6/4/2009	2	1	2.0	4.90x	mg/Kg	R19785
TPH (Motor Oil-SG)	SW8015B	6/4/2009	4	1	4.0	23	mg/Kg	R19785
Surr: Pentacosane	SW8015B	6/4/2009	0	1	61.5-133	81.6	%REC	R19785
Note:x-Sample chromatogram does not resemble typical diesel pattern (heavier than diesel but lighter than motor oil - possible aged diesel or fuel oil). Hydrocarbons within the diesel range quantitated as diesel.								
TPH (Gasoline)	SW8015B	5/30/2009	0.1	1	0.10	ND	mg/Kg	G19712
Surr: Trifluorotoluene	SW8015B	5/30/2009	0	1	53-118	61.3	%REC	G19712
Benzene	SW8260B	6/1/2009	10	1	10	ND	µg/Kg	R19728
Toluene	SW8260B	6/1/2009	10	1	10	ND	µg/Kg	R19728
Ethylbenzene	SW8260B	6/1/2009	10	1	10	ND	µg/Kg	R19728
Xylenes, Total	SW8260B	6/1/2009	15	1	15	ND	µg/Kg	R19728
Surr: 4-Bromofluorobenzene	SW8260B	6/1/2009	0	1	55.8-141	81.9	%REC	R19728
Surr: Dibromofluoromethane	SW8260B	6/1/2009	0	1	59.8-148	108	%REC	R19728
Surr: Toluene-d8	SW8260B	6/1/2009	0	1	55.2-133	89.0	%REC	R19728

These analyses were performed according to State of California Environmental Laboratory Accreditation program, Certificate # 1991

Report prepared for: Karen Emery
Fugro, Inc

Date Received: 5/28/2009
Date Reported: 6/22/2009

Client Sample ID: S-1@5
Sample Location: 728 73rd Ave
Sample Matrix: SOIL
Date/Time Sampled 5/27/2009 10:21:00 AM

Lab Sample ID: 0905183-002
Date Prepared: 5/30/2009-6/4/2009

Parameters	Analysis Method	Date Analyzed	RL	Dilution Factor	MRL	Result	Units	Analytical Batch
Copper	SW6010B	6/1/2009	5	1	5.0	26	mg/Kg	5239
Lead	SW6010B	6/1/2009	1	1	1.0	5.8	mg/Kg	5239
TPH (Diesel-SG)	SW8015B	6/4/2009	2	1	2.0	ND	mg/Kg	R19785
TPH (Motor Oil-SG)	SW8015B	6/4/2009	4	1	4.0	ND	mg/Kg	R19785
Surr: Pentacosane	SW8015B	6/4/2009	0	1	61.5-133	104	%REC	R19785
TPH (Gasoline)	SW8015B	5/30/2009	0.1	1	0.10	ND	mg/Kg	G19712
Surr: Trifluorotoluene	SW8015B	5/30/2009	0	1	53-118	29 S	%REC	G19712
Note: S - Low surrogate recovery was observed, matrix effect suspected.								
Benzene	SW8260B	6/1/2009	10	1	10	ND	µg/Kg	R19728
Toluene	SW8260B	6/1/2009	10	1	10	ND	µg/Kg	R19728
Ethylbenzene	SW8260B	6/1/2009	10	1	10	ND	µg/Kg	R19728
Xylenes, Total	SW8260B	6/1/2009	15	1	15	ND	µg/Kg	R19728
Surr: 4-Bromofluorobenzene	SW8260B	6/1/2009	0	1	55.8-141	82.1	%REC	R19728
Surr: Dibromofluoromethane	SW8260B	6/1/2009	0	1	59.8-148	113	%REC	R19728
Surr: Toluene-d8	SW8260B	6/1/2009	0	1	55.2-133	101	%REC	R19728

These analyses were performed according to State of California Environmental Laboratory Accreditation program, Certificate # 1991

Report prepared for: Karen Emery
Fugro, Inc

Date Received: 5/28/2009
Date Reported: 6/22/2009

Client Sample ID: S-2@1
Sample Location: 728 73rd Ave
Sample Matrix: SOIL
Date/Time Sampled 5/27/2009 10:31:00 AM

Lab Sample ID: 0905183-003
Date Prepared: 5/30/2009-6/4/2009

Parameters	Analysis Method	Date Analyzed	RL	Dilution Factor	MRL	Result	Units	Analytical Batch
Lead (STLC)	6010B (STLC)	6/16/2009	0.1	1	0.10	2.5	mg/L	5291
Lead (TCLP)	6010B (TCLP)	6/16/2009	0.1	1	0.10	ND	mg/L	5294
Antimony	SW6010B	6/1/2009	5	1	5.0	ND	mg/Kg	5239
Arsenic	SW6010B	6/1/2009	1.7	1	1.7	6.9	mg/Kg	5239
Barium	SW6010B	6/1/2009	5	1	5.0	170	mg/Kg	5239
Beryllium	SW6010B	6/1/2009	2	1	2.0	ND	mg/Kg	5239
Cadmium	SW6010B	6/1/2009	1	1	1.0	ND	mg/Kg	5239
Chromium	SW6010B	6/1/2009	5	1	5.0	37	mg/Kg	5239
Cobalt	SW6010B	6/1/2009	5	1	5.0	11	mg/Kg	5239
Copper	SW6010B	6/1/2009	5	1	5.0	37	mg/Kg	5239
Lead	SW6010B	6/1/2009	1	1	1.0	110	mg/Kg	5239
Molybdenum	SW6010B	6/1/2009	5	1	5.0	ND	mg/Kg	5239
Nickel	SW6010B	6/1/2009	5	1	5.0	37	mg/Kg	5239
Selenium	SW6010B	6/1/2009	5	1	5.0	ND	mg/Kg	5239
Silver	SW6010B	6/1/2009	1	1	1.0	ND	mg/Kg	5239
Thallium	SW6010B	6/1/2009	5	1	5.0	ND	mg/Kg	5239
Vanadium	SW6010B	6/1/2009	5	1	5.0	41	mg/Kg	5239
Zinc	SW6010B	6/1/2009	5	1	5.0	120	mg/Kg	5239
Mercury	SW7471A	6/2/2009	0.1	1	0.10	0.13	mg/Kg	5243
TPH (Diesel-SG)	SW8015B	6/5/2009	2	1	2.0	ND	mg/Kg	R19785
TPH (Motor Oil-SG)	SW8015B	6/5/2009	4	1	4.0	17	mg/Kg	R19785
Surr: Pentacosane	SW8015B	6/5/2009	0	1	61.5-133	109	%REC	R19785
TPH (Gasoline)	SW8015B	5/31/2009	0.1	1	0.10	ND	mg/Kg	G19712
Surr: Trifluorotoluene	SW8015B	5/31/2009	0	1	53-118	53.3	%REC	G19712

These analyses were performed according to State of California Environmental Laboratory Accreditation program, Certificate # 1991

Report prepared for: Karen Emery
Fugro, Inc

Date Received: 5/28/2009
Date Reported: 6/22/2009

Client Sample ID: S-2@1
Sample Location: 728 73rd Ave
Sample Matrix: SOIL
Date/Time Sampled 5/27/2009 10:31:00 AM

Lab Sample ID: 0905183-003
Date Prepared: 5/30/2009-6/4/2009

Parameters	Analysis Method	Date Analyzed	RL	Dilution Factor	MRL	Result	Units	Analytical Batch
Benzene	SW8260B	6/1/2009	10	1	10	ND	µg/Kg	R19728
Toluene	SW8260B	6/1/2009	10	1	10	ND	µg/Kg	R19728
Ethylbenzene	SW8260B	6/1/2009	10	1	10	ND	µg/Kg	R19728
Xylenes, Total	SW8260B	6/1/2009	15	1	15	ND	µg/Kg	R19728
Surr: 4-Bromofluorobenzene	SW8260B	6/1/2009	0	1	55.8-141	86.8	%REC	R19728
Surr: Dibromofluoromethane	SW8260B	6/1/2009	0	1	59.8-148	107	%REC	R19728
Surr: Toluene-d8	SW8260B	6/1/2009	0	1	55.2-133	96.8	%REC	R19728

These analyses were performed according to State of California Environmental Laboratory Accreditation program, Certificate # 1991

Report prepared for: Karen Emery
Fugro, Inc

Date Received: 5/28/2009
Date Reported: 6/22/2009

Client Sample ID: S-2@2
Sample Location: 728 73rd Ave
Sample Matrix: SOIL
Date/Time Sampled 5/27/2009 10:35:00 AM

Lab Sample ID: 0905183-004
Date Prepared: 6/1/2009

Parameters	Analysis Method	Date Analyzed	RL	Dilution Factor	MRL	Result	Units	Analytical Batch
Antimony	SW6010B	6/1/2009	5	1	5.0	ND	mg/Kg	5239
Arsenic	SW6010B	6/1/2009	1.7	1	1.7	5.0	mg/Kg	5239
Barium	SW6010B	6/1/2009	5	1	5.0	170	mg/Kg	5239
Beryllium	SW6010B	6/1/2009	2	1	2.0	ND	mg/Kg	5239
Cadmium	SW6010B	6/1/2009	1	1	1.0	ND	mg/Kg	5239
Chromium	SW6010B	6/1/2009	5	1	5.0	38	mg/Kg	5239
Cobalt	SW6010B	6/1/2009	5	1	5.0	10	mg/Kg	5239
Copper	SW6010B	6/1/2009	5	1	5.0	31	mg/Kg	5239
Lead	SW6010B	6/1/2009	1	1	1.0	8.3	mg/Kg	5239
Molybdenum	SW6010B	6/1/2009	5	1	5.0	ND	mg/Kg	5239
Nickel	SW6010B	6/1/2009	5	1	5.0	36	mg/Kg	5239
Selenium	SW6010B	6/1/2009	5	1	5.0	ND	mg/Kg	5239
Silver	SW6010B	6/1/2009	1	1	1.0	ND	mg/Kg	5239
Thallium	SW6010B	6/1/2009	5	1	5.0	ND	mg/Kg	5239
Vanadium	SW6010B	6/1/2009	5	1	5.0	45	mg/Kg	5239
Zinc	SW6010B	6/1/2009	5	1	5.0	41	mg/Kg	5239
Mercury	SW7471A	6/2/2009	0.1	1	0.10	ND	mg/Kg	5243
TPH (Diesel-SG)	SW8015B	6/4/2009	2	1	2.0	ND	mg/Kg	R19785
TPH (Motor Oil-SG)	SW8015B	6/4/2009	4	1	4.0	ND	mg/Kg	R19785
Surr: Pentacosane	SW8015B	6/4/2009	0	1	61.5-133	109	%REC	R19785
TPH (Gasoline)	SW8015B	6/2/2009	0.1	1	0.10	ND	mg/Kg	R19723
Surr: Trifluorotoluene	SW8015B	6/2/2009	0	1	53-118	62.4	%REC	R19723
Benzene	SW8260B	6/1/2009	10	1	10	ND	µg/Kg	R19728
Toluene	SW8260B	6/1/2009	10	1	10	ND	µg/Kg	R19728
Ethylbenzene	SW8260B	6/1/2009	10	1	10	ND	µg/Kg	R19728
Xylenes, Total	SW8260B	6/1/2009	15	1	15	ND	µg/Kg	R19728
Surr: 4-Bromofluorobenzene	SW8260B	6/1/2009	0	1	55.8-141	89.2	%REC	R19728
Surr: Dibromofluoromethane	SW8260B	6/1/2009	0	1	59.8-148	110	%REC	R19728
Surr: Toluene-d8	SW8260B	6/1/2009	0	1	55.2-133	95.3	%REC	R19728

These analyses were performed according to State of California Environmental Laboratory Accreditation program, Certificate # 1991

Report prepared for: Karen Emery
Fugro, Inc

Date Received: 5/28/2009
Date Reported: 6/22/2009

Client Sample ID: S-3@0
Sample Location: 728 73rd Ave
Sample Matrix: SOIL
Date/Time Sampled 5/27/2009 10:40:00 AM

Lab Sample ID: 0905183-005
Date Prepared: 5/30/2009-6/4/2009

Parameters	Analysis Method	Date Analyzed	RL	Dilution Factor	MRL	Result	Units	Analytical Batch
Copper	SW6010B	6/1/2009	5	1	5.0	20	mg/Kg	5239
Lead	SW6010B	6/1/2009	1	1	1.0	3.6	mg/Kg	5239
TPH (Diesel-SG)	SW8015B	6/5/2009	2	2	4.0	ND	mg/Kg	R19785
TPH (Motor Oil-SG)	SW8015B	6/5/2009	4	2	8.0	140	mg/Kg	R19785
Surr: Pentacosane	SW8015B	6/5/2009	0	2	61.5-133	104	%REC	R19785
TPH (Gasoline)	SW8015B	5/31/2009	0.1	1	0.10	ND	mg/Kg	G19712
Surr: Trifluorotoluene	SW8015B	5/31/2009	0	1	53-118	52 S	%REC	G19712
Note: S - Low surrogate recovery was observed, matrix effect suspected.								
Benzene	SW8260B	6/3/2009	10	1	10	ND	µg/Kg	R19742
Toluene	SW8260B	6/3/2009	10	1	10	ND	µg/Kg	R19742
Ethylbenzene	SW8260B	6/3/2009	10	1	10	ND	µg/Kg	R19742
Xylenes, Total	SW8260B	6/3/2009	15	1	15	ND	µg/Kg	R19742
Surr: 4-Bromofluorobenzene	SW8260B	6/3/2009	0	1	55.8-141	109	%REC	R19742
Surr: Dibromofluoromethane	SW8260B	6/3/2009	0	1	59.8-148	106	%REC	R19742
Surr: Toluene-d8	SW8260B	6/3/2009	0	1	55.2-133	98.8	%REC	R19742

These analyses were performed according to State of California Environmental Laboratory Accreditation program, Certificate # 1991

Report prepared for: Karen Emery
Fugro, Inc

Date Received: 5/28/2009
Date Reported: 6/22/2009

Client Sample ID: S-3@0
Sample Location: 728 73rd Ave
Sample Matrix: SOIL
Date/Time Sampled 5/27/2009 10:40:00 AM

Lab Sample ID: 0905183-005
Date Prepared: 5/30/2009-6/4/2009

Parameters	Analysis Method	Date Analyzed	RL	Dilution Factor	MRL	Result	Units	Analytical Batch
1,2,4-Trichlorobenzene	SW8270C	6/18/2009	0.074	50	3.7	ND	mg/Kg	R19942
1,2-Dichlorobenzene	SW8270C	6/18/2009	0.072	50	3.6	ND	mg/Kg	R19942
1,3-Dichlorobenzene	SW8270C	6/18/2009	0.074	50	3.7	ND	mg/Kg	R19942
1,4-Dichlorobenzene	SW8270C	6/18/2009	0.067	50	3.4	ND	mg/Kg	R19942
2,4,5-Trichlorophenol	SW8270C	6/18/2009	0.122	50	6.1	ND	mg/Kg	R19942
2,4,6-Trichlorophenol	SW8270C	6/18/2009	0.096	50	4.8	ND	mg/Kg	R19942
2,4-Dichlorophenol	SW8270C	6/18/2009	0.105	50	5.2	ND	mg/Kg	R19942
2,4-Dimethylphenol	SW8270C	6/18/2009	0.134	50	6.7	ND	mg/Kg	R19942
2,4-Dinitrophenol	SW8270C	6/18/2009	0.063	50	3.2	ND	mg/Kg	R19942
2,4-Dinitrotoluene	SW8270C	6/18/2009	0.03	50	1.5	ND	mg/Kg	R19942
2,6-Dinitrotoluene	SW8270C	6/18/2009	0.027	50	1.4	ND	mg/Kg	R19942
2-Chloronaphthalene	SW8270C	6/18/2009	0.06	50	3.0	ND	mg/Kg	R19942
2-Chlorophenol	SW8270C	6/18/2009	0.13	50	6.5	ND	mg/Kg	R19942
2-Methylnaphthalene	SW8270C	6/18/2009	0.085	50	4.2	ND	mg/Kg	R19942
2-Methylphenol	SW8270C	6/18/2009	0.119	50	6.0	ND	mg/Kg	R19942
2-Nitroaniline	SW8270C	6/18/2009	0.07	50	3.5	ND	mg/Kg	R19942
2-Nitrophenol	SW8270C	6/18/2009	0.053	50	2.6	ND	mg/Kg	R19942
3,3´-Dichlorobenzidine	SW8270C	6/18/2009	0.154	50	7.7	ND	mg/Kg	R19942
3-Methylphenol	SW8270C	6/18/2009	0.13	50	6.5	ND	mg/Kg	R19942
3-Nitroaniline	SW8270C	6/18/2009	0.046	50	2.3	ND	mg/Kg	R19942
4,6-Dinitro-2-methylphenol	SW8270C	6/18/2009	0.067	50	3.4	ND	mg/Kg	R19942
4-Bromophenyl phenyl ether	SW8270C	6/18/2009	0.082	50	4.1	ND	mg/Kg	R19942
4-Chloro-3-methylphenol	SW8270C	6/18/2009	0.103	50	5.2	ND	mg/Kg	R19942
4-Chloroaniline	SW8270C	6/18/2009	0.1	50	5.0	ND	mg/Kg	R19942
4-Chlorophenyl phenyl ether	SW8270C	6/18/2009	0.081	50	4.0	ND	mg/Kg	R19942
4-Methylphenol	SW8270C	6/18/2009	0.14	50	7.0	ND	mg/Kg	R19942
4-Nitroaniline	SW8270C	6/18/2009	0.081	50	4.0	ND	mg/Kg	R19942
4-Nitrophenol	SW8270C	6/18/2009	0.067	50	3.4	ND	mg/Kg	R19942
Acenaphthene	SW8270C	6/18/2009	0.097	50	4.8	ND	mg/Kg	R19942
Acenaphthylene	SW8270C	6/18/2009	0.086	50	4.3	ND	mg/Kg	R19942
Aniline	SW8270C	6/18/2009	0.124	50	6.2	ND	mg/Kg	R19942
Anthracene	SW8270C	6/18/2009	0.138	50	6.9	ND	mg/Kg	R19942
Benz(a)anthracene	SW8270C	6/18/2009	0.151	50	7.6	ND	mg/Kg	R19942
Benzidine	SW8270C	6/18/2009	0.378	50	19	ND	mg/Kg	R19942
Benzo(g,h,i)perylene	SW8270C	6/18/2009	0.152	50	7.6	ND	mg/Kg	R19942
Benzo[a]pyrene	SW8270C	6/18/2009	0.136	50	6.8	ND	mg/Kg	R19942
Benzo[b]fluoranthene	SW8270C	6/18/2009	0.134	50	6.7	ND	mg/Kg	R19942
Benzo[k]fluoranthene	SW8270C	6/18/2009	0.171	50	8.6	ND	mg/Kg	R19942
Benzoic acid	SW8270C	6/18/2009	5.65	50	280	ND	mg/Kg	R19942
Benzyl alcohol	SW8270C	6/18/2009	0.105	50	5.2	ND	mg/Kg	R19942
Bis(2-chloroethoxy)methane	SW8270C	6/18/2009	0.059	50	3.0	ND	mg/Kg	R19942
Bis(2-chloroethyl)ether	SW8270C	6/18/2009	0.069	50	3.4	ND	mg/Kg	R19942
Bis(2-chloroisopropyl)ether	SW8270C	6/18/2009	0.069	50	3.4	ND	mg/Kg	R19942

These analyses were performed according to State of California Environmental Laboratory Accreditation program, Certificate # 1991

Report prepared for: Karen Emery
Fugro, Inc

Date Received: 5/28/2009
Date Reported: 6/22/2009

Client Sample ID: S-3@0
Sample Location: 728 73rd Ave
Sample Matrix: SOIL
Date/Time Sampled 5/27/2009 10:40:00 AM

Lab Sample ID: 0905183-005
Date Prepared: 5/30/2009-6/4/2009

Parameters	Analysis Method	Date Analyzed	RL	Dilution Factor	MRL	Result	Units	Analytical Batch
Bis(2-ethylhexyl)phthalate	SW8270C	6/18/2009	0.084	50	4.2	ND	mg/Kg	R19942
Butyl benzyl phthalate	SW8270C	6/18/2009	0.09	50	4.5	ND	mg/Kg	R19942
Chrysene	SW8270C	6/18/2009	0.178	50	8.9	ND	mg/Kg	R19942
Dibenz(a,h)anthracene	SW8270C	6/18/2009	0.153	50	7.6	ND	mg/Kg	R19942
Dibenzofuran	SW8270C	6/18/2009	0.079	50	4.0	ND	mg/Kg	R19942
Diethyl phthalate	SW8270C	6/18/2009	0.118	50	5.9	ND	mg/Kg	R19942
Dimethyl phthalate	SW8270C	6/18/2009	0.119	50	6.0	ND	mg/Kg	R19942
Di-n-butyl phthalate	SW8270C	6/18/2009	0.109	50	5.4	ND	mg/Kg	R19942
Di-n-octyl phthalate	SW8270C	6/18/2009	0.139	50	7.0	ND	mg/Kg	R19942
Fluoranthene	SW8270C	6/18/2009	0.137	50	6.8	ND	mg/Kg	R19942
Fluorene	SW8270C	6/18/2009	0.1	50	5.0	ND	mg/Kg	R19942
Hexachlorobenzene	SW8270C	6/18/2009	0.102	50	5.1	ND	mg/Kg	R19942
Hexachlorobutadiene	SW8270C	6/18/2009	0.066	50	3.3	ND	mg/Kg	R19942
Hexachlorocyclopentadiene	SW8270C	6/18/2009	0.028	50	1.4	ND	mg/Kg	R19942
Hexachloroethane	SW8270C	6/18/2009	0.047	50	2.4	ND	mg/Kg	R19942
Indeno(1,2,3-cd)pyrene	SW8270C	6/18/2009	0.132	50	6.6	ND	mg/Kg	R19942
Isophorone	SW8270C	6/18/2009	0.058	50	2.9	ND	mg/Kg	R19942
Naphthalene	SW8270C	6/18/2009	0.091	50	4.6	ND	mg/Kg	R19942
Nitrobenzene	SW8270C	6/18/2009	0.032	50	1.6	ND	mg/Kg	R19942
N-Nitrosodimethylamine	SW8270C	6/18/2009	0.111	50	5.6	ND	mg/Kg	R19942
N-Nitrosodi-n-propylamine	SW8270C	6/18/2009	0.094	50	4.7	ND	mg/Kg	R19942
N-Nitrosodiphenylamine	SW8270C	6/18/2009	0.11	50	5.5	ND	mg/Kg	R19942
Pentachlorophenol	SW8270C	6/18/2009	0.103	50	5.2	ND	mg/Kg	R19942
Phenanthrene	SW8270C	6/18/2009	0.143	50	7.2	ND	mg/Kg	R19942
Phenol	SW8270C	6/18/2009	0.13	50	6.5	ND	mg/Kg	R19942
Pyrene	SW8270C	6/18/2009	0.15	50	7.5	ND	mg/Kg	R19942
Surr: 2,4,6-Tribromophenol	SW8270C	6/18/2009	0	50	16.5-114	36.8	%REC	R19942
Surr: 2-Fluorobiphenyl	SW8270C	6/18/2009	0	50	24.1-85.6	51.6	%REC	R19942
Surr: 2-Fluorophenol	SW8270C	6/18/2009	0	50	30.3-76.6	45.0	%REC	R19942
Surr: Nitrobenzene-d5	SW8270C	6/18/2009	0	50	29.4-78.2	D	%REC	R19942
Surr: Phenol-d6	SW8270C	6/18/2009	0	50	28.7-84.7	53.4	%REC	R19942
Surr: p-Terphenyl-d14	SW8270C	6/18/2009	0	50	37.9-127	85.2	%REC	R19942

Note: Reporting limits increased due to the nature of the sample matrix (viscous and dark color extract). Surrogates diluted out.

These analyses were performed according to State of California Environmental Laboratory Accreditation program, Certificate # 1991

Report prepared for: Karen Emery
Fugro, Inc

Date Received: 5/28/2009
Date Reported: 6/22/2009

Client Sample ID: S-4@1
Sample Location: 728 73rd Ave
Sample Matrix: SOIL
Date/Time Sampled 5/27/2009 10:51:00 AM

Lab Sample ID: 0905183-006
Date Prepared: 6/1/2009

Parameters	Analysis Method	Date Analyzed	RL	Dilution Factor	MRL	Result	Units	Analytical Batch
Lead (STLC)	6010B (STLC)	6/16/2009	0.1	1	0.10	3.8	mg/L	5291
Lead (TCLP)	6010B (TCLP)	6/16/2009	0.1	1	0.10	0.12	mg/L	5294
Copper	SW6010B	6/1/2009	5	1	5.0	59	mg/Kg	5239
Lead	SW6010B	6/1/2009	1	1	1.0	420	mg/Kg	5239
TPH (Diesel-SG)	SW8015B	6/5/2009	2	1	2.0	51.3x	mg/Kg	R19785
TPH (Motor Oil-SG)	SW8015B	6/5/2009	4	1	4.0	100	mg/Kg	R19785
Surr: Pentacosane	SW8015B	6/5/2009	0	1	61.5-133	103	%REC	R19785
Note:x-Sample chromatogram does not resemble typical diesel pattern (discrete peaks within TPH as diesel range). Hydrocarbons within the diesel range quantitated as diesel.								
TPH (Gasoline)	SW8015B	6/2/2009	0.1	1	0.10	ND	mg/Kg	R19723
Surr: Trifluorotoluene	SW8015B	6/2/2009	0	1	53-118	12 S	%REC	R19723
Note: S-Surrogate recoveries out of limit. A duplicate analysis was performed with similar results indicating a matrix effect.								
Benzene	SW8260B	6/2/2009	10	1	10	ND	µg/Kg	R19728
Toluene	SW8260B	6/2/2009	10	1	10	ND	µg/Kg	R19728
Ethylbenzene	SW8260B	6/2/2009	10	1	10	ND	µg/Kg	R19728
Xylenes, Total	SW8260B	6/2/2009	15	1	15	ND	µg/Kg	R19728
Surr: 4-Bromofluorobenzene	SW8260B	6/2/2009	0	1	55.8-141	120	%REC	R19728
Surr: Dibromofluoromethane	SW8260B	6/2/2009	0	1	59.8-148	88.0	%REC	R19728
Surr: Toluene-d8	SW8260B	6/2/2009	0	1	55.2-133	103	%REC	R19728

These analyses were performed according to State of California Environmental Laboratory Accreditation program, Certificate # 1991

Report prepared for: Karen Emery
Fugro, Inc

Date Received: 5/28/2009
Date Reported: 6/22/2009

Client Sample ID: S-4@1
Sample Location: 728 73rd Ave
Sample Matrix: SOIL
Date/Time Sampled 5/27/2009 10:51:00 AM

Lab Sample ID: 0905183-006
Date Prepared: 6/1/2009

Parameters	Analysis Method	Date Analyzed	RL	Dilution Factor	MRL	Result	Units	Analytical Batch
1,2,4-Trichlorobenzene	SW8270C	6/18/2009	0.074	10	1.5	ND	mg/Kg	R19942
1,2-Dichlorobenzene	SW8270C	6/18/2009	0.072	10	1.4	ND	mg/Kg	R19942
1,3-Dichlorobenzene	SW8270C	6/18/2009	0.074	10	1.5	ND	mg/Kg	R19942
1,4-Dichlorobenzene	SW8270C	6/18/2009	0.067	10	1.3	ND	mg/Kg	R19942
2,4,5-Trichlorophenol	SW8270C	6/18/2009	0.122	10	2.4	ND	mg/Kg	R19942
2,4,6-Trichlorophenol	SW8270C	6/18/2009	0.096	10	1.9	ND	mg/Kg	R19942
2,4-Dichlorophenol	SW8270C	6/18/2009	0.105	10	2.1	ND	mg/Kg	R19942
2,4-Dimethylphenol	SW8270C	6/18/2009	0.134	10	2.7	ND	mg/Kg	R19942
2,4-Dinitrophenol	SW8270C	6/18/2009	0.063	10	1.3	ND	mg/Kg	R19942
2,4-Dinitrotoluene	SW8270C	6/18/2009	0.03	10	0.60	ND	mg/Kg	R19942
2,6-Dinitrotoluene	SW8270C	6/18/2009	0.027	10	0.54	ND	mg/Kg	R19942
2-Chloronaphthalene	SW8270C	6/18/2009	0.06	10	1.2	ND	mg/Kg	R19942
2-Chlorophenol	SW8270C	6/18/2009	0.13	10	2.6	ND	mg/Kg	R19942
2-Methylnaphthalene	SW8270C	6/18/2009	0.085	10	1.7	ND	mg/Kg	R19942
2-Methylphenol	SW8270C	6/18/2009	0.119	10	2.4	ND	mg/Kg	R19942
2-Nitroaniline	SW8270C	6/18/2009	0.07	10	1.4	ND	mg/Kg	R19942
2-Nitrophenol	SW8270C	6/18/2009	0.053	10	1.1	ND	mg/Kg	R19942
3,3´-Dichlorobenzidine	SW8270C	6/18/2009	0.154	10	3.1	ND	mg/Kg	R19942
3-Methylphenol	SW8270C	6/18/2009	0.13	10	2.6	ND	mg/Kg	R19942
3-Nitroaniline	SW8270C	6/18/2009	0.046	10	0.92	ND	mg/Kg	R19942
4,6-Dinitro-2-methylphenol	SW8270C	6/18/2009	0.067	10	1.3	ND	mg/Kg	R19942
4-Bromophenyl phenyl ether	SW8270C	6/18/2009	0.082	10	1.6	ND	mg/Kg	R19942
4-Chloro-3-methylphenol	SW8270C	6/18/2009	0.103	10	2.1	ND	mg/Kg	R19942
4-Chloroaniline	SW8270C	6/18/2009	0.1	10	2.0	ND	mg/Kg	R19942
4-Chlorophenyl phenyl ether	SW8270C	6/18/2009	0.081	10	1.6	ND	mg/Kg	R19942
4-Methylphenol	SW8270C	6/18/2009	0.14	10	2.8	ND	mg/Kg	R19942
4-Nitroaniline	SW8270C	6/18/2009	0.081	10	1.6	ND	mg/Kg	R19942
4-Nitrophenol	SW8270C	6/18/2009	0.067	10	1.3	ND	mg/Kg	R19942
Acenaphthene	SW8270C	6/18/2009	0.097	10	1.9	ND	mg/Kg	R19942
Acenaphthylene	SW8270C	6/18/2009	0.086	10	1.7	ND	mg/Kg	R19942
Aniline	SW8270C	6/18/2009	0.124	10	2.5	ND	mg/Kg	R19942
Anthracene	SW8270C	6/18/2009	0.138	10	2.8	ND	mg/Kg	R19942
Benz(a)anthracene	SW8270C	6/18/2009	0.151	10	3.0	ND	mg/Kg	R19942
Benzidine	SW8270C	6/18/2009	0.378	10	7.6	ND	mg/Kg	R19942
Benzo(g,h,i)perylene	SW8270C	6/18/2009	0.152	10	3.0	ND	mg/Kg	R19942
Benzo[a]pyrene	SW8270C	6/18/2009	0.136	10	2.7	ND	mg/Kg	R19942
Benzo[b]fluoranthene	SW8270C	6/18/2009	0.134	10	2.7	ND	mg/Kg	R19942
Benzo[k]fluoranthene	SW8270C	6/18/2009	0.171	10	3.4	ND	mg/Kg	R19942
Benzoic acid	SW8270C	6/18/2009	5.65	10	110	ND	mg/Kg	R19942
Benzyl alcohol	SW8270C	6/18/2009	0.105	10	2.1	ND	mg/Kg	R19942
Bis(2-chloroethoxy)methane	SW8270C	6/18/2009	0.059	10	1.2	ND	mg/Kg	R19942
Bis(2-chloroethyl)ether	SW8270C	6/18/2009	0.069	10	1.4	ND	mg/Kg	R19942
Bis(2-chloroisopropyl)ether	SW8270C	6/18/2009	0.069	10	1.4	ND	mg/Kg	R19942

These analyses were performed according to State of California Environmental Laboratory Accreditation program, Certificate # 1991

Report prepared for: Karen Emery
Fugro, Inc

Date Received: 5/28/2009
Date Reported: 6/22/2009

Client Sample ID: S-4@1
Sample Location: 728 73rd Ave
Sample Matrix: SOIL
Date/Time Sampled 5/27/2009 10:51:00 AM

Lab Sample ID: 0905183-006
Date Prepared: 6/1/2009

Parameters	Analysis Method	Date Analyzed	RL	Dilution Factor	MRL	Result	Units	Analytical Batch
Bis(2-ethylhexyl)phthalate	SW8270C	6/18/2009	0.084	10	1.7	ND	mg/Kg	R19942
Butyl benzyl phthalate	SW8270C	6/18/2009	0.09	10	1.8	ND	mg/Kg	R19942
Chrysene	SW8270C	6/18/2009	0.178	10	3.6	ND	mg/Kg	R19942
Dibenz(a,h)anthracene	SW8270C	6/18/2009	0.153	10	3.1	ND	mg/Kg	R19942
Dibenzofuran	SW8270C	6/18/2009	0.079	10	1.6	ND	mg/Kg	R19942
Diethyl phthalate	SW8270C	6/18/2009	0.118	10	2.4	ND	mg/Kg	R19942
Dimethyl phthalate	SW8270C	6/18/2009	0.119	10	2.4	ND	mg/Kg	R19942
Di-n-butyl phthalate	SW8270C	6/18/2009	0.109	10	2.2	ND	mg/Kg	R19942
Di-n-octyl phthalate	SW8270C	6/18/2009	0.139	10	2.8	ND	mg/Kg	R19942
Fluoranthene	SW8270C	6/18/2009	0.137	10	2.7	ND	mg/Kg	R19942
Fluorene	SW8270C	6/18/2009	0.1	10	2.0	ND	mg/Kg	R19942
Hexachlorobenzene	SW8270C	6/18/2009	0.102	10	2.0	ND	mg/Kg	R19942
Hexachlorobutadiene	SW8270C	6/18/2009	0.066	10	1.3	ND	mg/Kg	R19942
Hexachlorocyclopentadiene	SW8270C	6/18/2009	0.028	10	0.56	ND	mg/Kg	R19942
Hexachloroethane	SW8270C	6/18/2009	0.047	10	0.94	ND	mg/Kg	R19942
Indeno(1,2,3-cd)pyrene	SW8270C	6/18/2009	0.132	10	2.6	ND	mg/Kg	R19942
Isophorone	SW8270C	6/18/2009	0.058	10	1.2	ND	mg/Kg	R19942
Naphthalene	SW8270C	6/18/2009	0.091	10	1.8	ND	mg/Kg	R19942
Nitrobenzene	SW8270C	6/18/2009	0.032	10	0.64	ND	mg/Kg	R19942
N-Nitrosodimethylamine	SW8270C	6/18/2009	0.111	10	2.2	ND	mg/Kg	R19942
N-Nitrosodi-n-propylamine	SW8270C	6/18/2009	0.094	10	1.9	ND	mg/Kg	R19942
N-Nitrosodiphenylamine	SW8270C	6/18/2009	0.11	10	2.2	ND	mg/Kg	R19942
Pentachlorophenol	SW8270C	6/18/2009	0.103	10	2.1	ND	mg/Kg	R19942
Phenanthrene	SW8270C	6/18/2009	0.143	10	2.9	ND	mg/Kg	R19942
Phenol	SW8270C	6/18/2009	0.13	10	2.6	ND	mg/Kg	R19942
Pyrene	SW8270C	6/18/2009	0.15	10	3.0	ND	mg/Kg	R19942
Surr: 2,4,6-Tribromophenol	SW8270C	6/18/2009	0	10	16.5-114	39.2	%REC	R19942
Surr: 2-Fluorobiphenyl	SW8270C	6/18/2009	0	10	24.1-85.6	37.1	%REC	R19942
Surr: 2-Fluorophenol	SW8270C	6/18/2009	0	10	30.3-76.6	D	%REC	R19942
Surr: Nitrobenzene-d5	SW8270C	6/18/2009	0	10	29.4-78.2	D	%REC	R19942
Surr: Phenol-d6	SW8270C	6/18/2009	0	10	28.7-84.7	33.2	%REC	R19942
Surr: p-Terphenyl-d14	SW8270C	6/18/2009	0	10	37.9-127	47.9	%REC	R19942

Note: Reporting limits increased due to the nature of the sample matrix (viscous and dark color extract). Surrogates diluted out.

These analyses were performed according to State of California Environmental Laboratory Accreditation program, Certificate # 1991

Report prepared for: Karen Emery
Fugro, Inc

Date Received: 5/28/2009
Date Reported: 6/22/2009

Client Sample ID: S-5@1
Sample Location: 728 73rd Ave
Sample Matrix: SOIL
Date/Time Sampled 5/27/2009 11:07:00 AM

Lab Sample ID: 0905183-007
Date Prepared: 6/1/2009

Parameters	Analysis Method	Date Analyzed	RL	Dilution Factor	MRL	Result	Units	Analytical Batch
Copper	SW6010B	6/1/2009	5	1	5.0	14	mg/Kg	5239
Lead	SW6010B	6/1/2009	1	1	1.0	13	mg/Kg	5239
TPH (Diesel-SG)	SW8015B	6/4/2009	2	1	2.0	ND	mg/Kg	R19785
TPH (Motor Oil-SG)	SW8015B	6/4/2009	4	1	4.0	ND	mg/Kg	R19785
Surr: Pentacosane	SW8015B	6/4/2009	0	1	61.5-133	108	%REC	R19785
TPH (Gasoline)	SW8015B	6/1/2009	0.1	1	0.10	ND	mg/Kg	R19723
Surr: Trifluorotoluene	SW8015B	6/1/2009	0	1	53-118	69.8	%REC	R19723
Benzene	SW8260B	6/2/2009	10	1	10	ND	µg/Kg	R19728
Toluene	SW8260B	6/2/2009	10	1	10	ND	µg/Kg	R19728
Ethylbenzene	SW8260B	6/2/2009	10	1	10	ND	µg/Kg	R19728
Xylenes, Total	SW8260B	6/2/2009	15	1	15	ND	µg/Kg	R19728
Surr: 4-Bromofluorobenzene	SW8260B	6/2/2009	0	1	55.8-141	101	%REC	R19728
Surr: Dibromofluoromethane	SW8260B	6/2/2009	0	1	59.8-148	85.2	%REC	R19728
Surr: Toluene-d8	SW8260B	6/2/2009	0	1	55.2-133	94.0	%REC	R19728

These analyses were performed according to State of California Environmental Laboratory Accreditation program, Certificate # 1991

Report prepared for: Karen Emery
Fugro, Inc

Date Received: 5/28/2009
Date Reported: 6/22/2009

Client Sample ID: S-5@5
Sample Location: 728 73rd Ave
Sample Matrix: SOIL
Date/Time Sampled 5/27/2009 11:10:00 AM

Lab Sample ID: 0905183-008
Date Prepared: 6/1/2009

Parameters	Analysis Method	Date Analyzed	RL	Dilution Factor	MRL	Result	Units	Analytical Batch
Copper	SW6010B	6/1/2009	5	1	5.0	34	mg/Kg	5239
Lead	SW6010B	6/1/2009	1	1	1.0	7.2	mg/Kg	5239
TPH (Diesel-SG)	SW8015B	6/4/2009	2	1	2.0	ND	mg/Kg	R19785
TPH (Motor Oil-SG)	SW8015B	6/4/2009	4	1	4.0	ND	mg/Kg	R19785
Surr: Pentacosane	SW8015B	6/4/2009	0	1	61.5-133	100	%REC	R19785
TPH (Gasoline)	SW8015B	6/1/2009	0.1	1	0.10	ND	mg/Kg	R19723
Surr: Trifluorotoluene	SW8015B	6/1/2009	0	1	53-118	60.1	%REC	R19723
Benzene	SW8260B	6/2/2009	10	1	10	ND	µg/Kg	R19728
Toluene	SW8260B	6/2/2009	10	1	10	ND	µg/Kg	R19728
Ethylbenzene	SW8260B	6/2/2009	10	1	10	ND	µg/Kg	R19728
Xylenes, Total	SW8260B	6/2/2009	15	1	15	ND	µg/Kg	R19728
Surr: 4-Bromofluorobenzene	SW8260B	6/2/2009	0	1	55.8-141	100	%REC	R19728
Surr: Dibromofluoromethane	SW8260B	6/2/2009	0	1	59.8-148	103	%REC	R19728
Surr: Toluene-d8	SW8260B	6/2/2009	0	1	55.2-133	106	%REC	R19728

These analyses were performed according to State of California Environmental Laboratory Accreditation program, Certificate # 1991

Report prepared for: Karen Emery
Fugro, Inc

Date Received: 5/28/2009
Date Reported: 6/22/2009

Client Sample ID: S-6@1
Sample Location: 728 73rd Ave
Sample Matrix: SOIL
Date/Time Sampled 5/27/2009 11:19:00 AM

Lab Sample ID: 0905183-009
Date Prepared: 6/1/2009

Parameters	Analysis Method	Date Analyzed	RL	Dilution Factor	MRL	Result	Units	Analytical Batch
Copper	SW6010B	6/1/2009	5	1	5.0	27	mg/Kg	5239
Lead	SW6010B	6/1/2009	1	1	1.0	28	mg/Kg	5239
TPH (Diesel-SG)	SW8015B	6/5/2009	2	1	2.0	ND	mg/Kg	R19785
TPH (Motor Oil-SG)	SW8015B	6/5/2009	4	1	4.0	ND	mg/Kg	R19785
Surr: Pentacosane	SW8015B	6/5/2009	0	1	61.5-133	111	%REC	R19785
TPH (Gasoline)	SW8015B	6/1/2009	0.1	1	0.10	ND	mg/Kg	R19723
Surr: Trifluorotoluene	SW8015B	6/1/2009	0	1	53-118	70.1	%REC	R19723
Benzene	SW8260B	6/2/2009	10	1	10	ND	µg/Kg	R19728
Toluene	SW8260B	6/2/2009	10	1	10	ND	µg/Kg	R19728
Ethylbenzene	SW8260B	6/2/2009	10	1	10	ND	µg/Kg	R19728
Xylenes, Total	SW8260B	6/2/2009	15	1	15	ND	µg/Kg	R19728
Surr: 4-Bromofluorobenzene	SW8260B	6/2/2009	0	1	55.8-141	81.4	%REC	R19728
Surr: Dibromofluoromethane	SW8260B	6/2/2009	0	1	59.8-148	110	%REC	R19728
Surr: Toluene-d8	SW8260B	6/2/2009	0	1	55.2-133	101	%REC	R19728

These analyses were performed according to State of California Environmental Laboratory Accreditation program, Certificate # 1991

Report prepared for: Karen Emery
Fugro, Inc

Date Received: 5/28/2009
Date Reported: 6/22/2009

Client Sample ID: S-7@1
Sample Location: 728 73rd Ave
Sample Matrix: SOIL
Date/Time Sampled 5/27/2009 11:31:00 AM

Lab Sample ID: 0905183-010
Date Prepared: 6/1/2009

Parameters	Analysis Method	Date Analyzed	RL	Dilution Factor	MRL	Result	Units	Analytical Batch
Lead (STLC)	6010B (STLC)	6/16/2009	0.1	1	0.10	46	mg/L	5291
Lead (TCLP)	6010B (TCLP)	6/16/2009	0.1	1	0.10	0.63	mg/L	5294
Copper	SW6010B	6/1/2009	5	1	5.0	120	mg/Kg	5239
Lead	SW6010B	6/1/2009	1	1	1.0	420	mg/Kg	5239
TPH (Diesel-SG)	SW8015B	6/5/2009	2	5	10	ND	mg/Kg	R19785
TPH (Motor Oil-SG)	SW8015B	6/5/2009	4	5	20	320	mg/Kg	R19785
Surr: Pentacosane	SW8015B	6/5/2009	0	5	61.5-133	75.6	%REC	R19785
TPH (Gasoline)	SW8015B	6/1/2009	0.1	1	0.10	ND	mg/Kg	R19723
Surr: Trifluorotoluene	SW8015B	6/1/2009	0	1	53-118	68.4	%REC	R19723
Benzene	SW8260B	6/2/2009	10	1	10	ND	µg/Kg	R19728
Toluene	SW8260B	6/2/2009	10	1	10	ND	µg/Kg	R19728
Ethylbenzene	SW8260B	6/2/2009	10	1	10	ND	µg/Kg	R19728
Xylenes, Total	SW8260B	6/2/2009	15	1	15	ND	µg/Kg	R19728
Surr: 4-Bromofluorobenzene	SW8260B	6/2/2009	0	1	55.8-141	87.5	%REC	R19728
Surr: Dibromofluoromethane	SW8260B	6/2/2009	0	1	59.8-148	95.8	%REC	R19728
Surr: Toluene-d8	SW8260B	6/2/2009	0	1	55.2-133	99.8	%REC	R19728

These analyses were performed according to State of California Environmental Laboratory Accreditation program, Certificate # 1991

Report prepared for: Karen Emery
Fugro, Inc

Date Received: 5/28/2009
Date Reported: 6/22/2009

Client Sample ID: S-7@1
Sample Location: 728 73rd Ave
Sample Matrix: SOIL
Date/Time Sampled 5/27/2009 11:31:00 AM

Lab Sample ID: 0905183-010
Date Prepared: 6/1/2009

Parameters	Analysis Method	Date Analyzed	RL	Dilution Factor	MRL	Result	Units	Analytical Batch
1,2,4-Trichlorobenzene	SW8270C	6/18/2009	0.074	50	3.7	ND	mg/Kg	R19942
1,2-Dichlorobenzene	SW8270C	6/18/2009	0.072	50	3.6	ND	mg/Kg	R19942
1,3-Dichlorobenzene	SW8270C	6/18/2009	0.074	50	3.7	ND	mg/Kg	R19942
1,4-Dichlorobenzene	SW8270C	6/18/2009	0.067	50	3.4	ND	mg/Kg	R19942
2,4,5-Trichlorophenol	SW8270C	6/18/2009	0.122	50	6.1	ND	mg/Kg	R19942
2,4,6-Trichlorophenol	SW8270C	6/18/2009	0.096	50	4.8	ND	mg/Kg	R19942
2,4-Dichlorophenol	SW8270C	6/18/2009	0.105	50	5.2	ND	mg/Kg	R19942
2,4-Dimethylphenol	SW8270C	6/18/2009	0.134	50	6.7	ND	mg/Kg	R19942
2,4-Dinitrophenol	SW8270C	6/18/2009	0.063	50	3.2	ND	mg/Kg	R19942
2,4-Dinitrotoluene	SW8270C	6/18/2009	0.03	50	1.5	ND	mg/Kg	R19942
2,6-Dinitrotoluene	SW8270C	6/18/2009	0.027	50	1.4	ND	mg/Kg	R19942
2-Chloronaphthalene	SW8270C	6/18/2009	0.06	50	3.0	ND	mg/Kg	R19942
2-Chlorophenol	SW8270C	6/18/2009	0.13	50	6.5	ND	mg/Kg	R19942
2-Methylnaphthalene	SW8270C	6/18/2009	0.085	50	4.2	ND	mg/Kg	R19942
2-Methylphenol	SW8270C	6/18/2009	0.119	50	6.0	ND	mg/Kg	R19942
2-Nitroaniline	SW8270C	6/18/2009	0.07	50	3.5	ND	mg/Kg	R19942
2-Nitrophenol	SW8270C	6/18/2009	0.053	50	2.6	ND	mg/Kg	R19942
3,3´-Dichlorobenzidine	SW8270C	6/18/2009	0.154	50	7.7	ND	mg/Kg	R19942
3-Methylphenol	SW8270C	6/18/2009	0.13	50	6.5	ND	mg/Kg	R19942
3-Nitroaniline	SW8270C	6/18/2009	0.046	50	2.3	ND	mg/Kg	R19942
4,6-Dinitro-2-methylphenol	SW8270C	6/18/2009	0.067	50	3.4	ND	mg/Kg	R19942
4-Bromophenyl phenyl ether	SW8270C	6/18/2009	0.082	50	4.1	ND	mg/Kg	R19942
4-Chloro-3-methylphenol	SW8270C	6/18/2009	0.103	50	5.2	ND	mg/Kg	R19942
4-Chloroaniline	SW8270C	6/18/2009	0.1	50	5.0	ND	mg/Kg	R19942
4-Chlorophenyl phenyl ether	SW8270C	6/18/2009	0.081	50	4.0	ND	mg/Kg	R19942
4-Methylphenol	SW8270C	6/18/2009	0.14	50	7.0	ND	mg/Kg	R19942
4-Nitroaniline	SW8270C	6/18/2009	0.081	50	4.0	ND	mg/Kg	R19942
4-Nitrophenol	SW8270C	6/18/2009	0.067	50	3.4	ND	mg/Kg	R19942
Acenaphthene	SW8270C	6/18/2009	0.097	50	4.8	ND	mg/Kg	R19942
Acenaphthylene	SW8270C	6/18/2009	0.086	50	4.3	ND	mg/Kg	R19942
Aniline	SW8270C	6/18/2009	0.124	50	6.2	ND	mg/Kg	R19942
Anthracene	SW8270C	6/18/2009	0.138	50	6.9	ND	mg/Kg	R19942
Benz(a)anthracene	SW8270C	6/18/2009	0.151	50	7.6	ND	mg/Kg	R19942
Benzidine	SW8270C	6/18/2009	0.378	50	19	ND	mg/Kg	R19942
Benzo(g,h,i)perylene	SW8270C	6/18/2009	0.152	50	7.6	ND	mg/Kg	R19942
Benzo[a]pyrene	SW8270C	6/18/2009	0.136	50	6.8	ND	mg/Kg	R19942
Benzo[b]fluoranthene	SW8270C	6/18/2009	0.134	50	6.7	ND	mg/Kg	R19942
Benzo[k]fluoranthene	SW8270C	6/18/2009	0.171	50	8.6	ND	mg/Kg	R19942
Benzoic acid	SW8270C	6/18/2009	5.65	50	280	ND	mg/Kg	R19942
Benzyl alcohol	SW8270C	6/18/2009	0.105	50	5.2	ND	mg/Kg	R19942
Bis(2-chloroethoxy)methane	SW8270C	6/18/2009	0.059	50	3.0	ND	mg/Kg	R19942
Bis(2-chloroethyl)ether	SW8270C	6/18/2009	0.069	50	3.4	ND	mg/Kg	R19942
Bis(2-chloroisopropyl)ether	SW8270C	6/18/2009	0.069	50	3.4	ND	mg/Kg	R19942

These analyses were performed according to State of California Environmental Laboratory Accreditation program, Certificate # 1991

Report prepared for: Karen Emery
Fugro, Inc

Date Received: 5/28/2009
Date Reported: 6/22/2009

Client Sample ID: S-7@1
Sample Location: 728 73rd Ave
Sample Matrix: SOIL
Date/Time Sampled 5/27/2009 11:31:00 AM

Lab Sample ID: 0905183-010
Date Prepared: 6/1/2009

Parameters	Analysis Method	Date Analyzed	RL	Dilution Factor	MRL	Result	Units	Analytical Batch
Bis(2-ethylhexyl)phthalate	SW8270C	6/18/2009	0.084	50	4.2	ND	mg/Kg	R19942
Butyl benzyl phthalate	SW8270C	6/18/2009	0.09	50	4.5	ND	mg/Kg	R19942
Chrysene	SW8270C	6/18/2009	0.178	50	8.9	ND	mg/Kg	R19942
Dibenz(a,h)anthracene	SW8270C	6/18/2009	0.153	50	7.6	ND	mg/Kg	R19942
Dibenzofuran	SW8270C	6/18/2009	0.079	50	4.0	ND	mg/Kg	R19942
Diethyl phthalate	SW8270C	6/18/2009	0.118	50	5.9	ND	mg/Kg	R19942
Dimethyl phthalate	SW8270C	6/18/2009	0.119	50	6.0	ND	mg/Kg	R19942
Di-n-butyl phthalate	SW8270C	6/18/2009	0.109	50	5.4	ND	mg/Kg	R19942
Di-n-octyl phthalate	SW8270C	6/18/2009	0.139	50	7.0	ND	mg/Kg	R19942
Fluoranthene	SW8270C	6/18/2009	0.137	50	6.8	ND	mg/Kg	R19942
Fluorene	SW8270C	6/18/2009	0.1	50	5.0	ND	mg/Kg	R19942
Hexachlorobenzene	SW8270C	6/18/2009	0.102	50	5.1	ND	mg/Kg	R19942
Hexachlorobutadiene	SW8270C	6/18/2009	0.066	50	3.3	ND	mg/Kg	R19942
Hexachlorocyclopentadiene	SW8270C	6/18/2009	0.028	50	1.4	ND	mg/Kg	R19942
Hexachloroethane	SW8270C	6/18/2009	0.047	50	2.4	ND	mg/Kg	R19942
Indeno(1,2,3-cd)pyrene	SW8270C	6/18/2009	0.132	50	6.6	ND	mg/Kg	R19942
Isophorone	SW8270C	6/18/2009	0.058	50	2.9	ND	mg/Kg	R19942
Naphthalene	SW8270C	6/18/2009	0.091	50	4.6	ND	mg/Kg	R19942
Nitrobenzene	SW8270C	6/18/2009	0.032	50	1.6	ND	mg/Kg	R19942
N-Nitrosodimethylamine	SW8270C	6/18/2009	0.111	50	5.6	ND	mg/Kg	R19942
N-Nitrosodi-n-propylamine	SW8270C	6/18/2009	0.094	50	4.7	ND	mg/Kg	R19942
N-Nitrosodiphenylamine	SW8270C	6/18/2009	0.11	50	5.5	ND	mg/Kg	R19942
Pentachlorophenol	SW8270C	6/18/2009	0.103	50	5.2	ND	mg/Kg	R19942
Phenanthrene	SW8270C	6/18/2009	0.143	50	7.2	ND	mg/Kg	R19942
Phenol	SW8270C	6/18/2009	0.13	50	6.5	ND	mg/Kg	R19942
Pyrene	SW8270C	6/18/2009	0.15	50	7.5	ND	mg/Kg	R19942
Surr: 2,4,6-Tribromophenol	SW8270C	6/18/2009	0	50	16.5-114	37.0	%REC	R19942
Surr: 2-Fluorobiphenyl	SW8270C	6/18/2009	0	50	24.1-85.6	51.0	%REC	R19942
Surr: 2-Fluorophenol	SW8270C	6/18/2009	0	50	30.3-76.6	31.2	%REC	R19942
Surr: Nitrobenzene-d5	SW8270C	6/18/2009	0	50	29.4-78.2	D	%REC	R19942
Surr: Phenol-d6	SW8270C	6/18/2009	0	50	28.7-84.7	34.8	%REC	R19942
Surr: p-Terphenyl-d14	SW8270C	6/18/2009	0	50	37.9-127	83.4	%REC	R19942

Note: Reporting limits increased due to the nature of the sample matrix (viscous and dark color extract). Surrogates diluted out.

These analyses were performed according to State of California Environmental Laboratory Accreditation program, Certificate # 1991

Report prepared for: Karen Emery
Fugro, Inc

Date Received: 5/28/2009
Date Reported: 6/22/2009

Client Sample ID: S-8@1
Sample Location: 728 73rd Ave
Sample Matrix: SOIL
Date/Time Sampled 5/27/2009 11:47:00 AM

Lab Sample ID: 0905183-011
Date Prepared: 6/1/2009

Parameters	Analysis Method	Date Analyzed	RL	Dilution Factor	MRL	Result	Units	Analytical Batch
Antimony	SW6010B	6/1/2009	5	1	5.0	ND	mg/Kg	5239
Arsenic	SW6010B	6/1/2009	1.7	1	1.7	2.2	mg/Kg	5239
Barium	SW6010B	6/1/2009	5	1	5.0	47	mg/Kg	5239
Beryllium	SW6010B	6/1/2009	2	1	2.0	ND	mg/Kg	5239
Cadmium	SW6010B	6/1/2009	1	1	1.0	ND	mg/Kg	5239
Chromium	SW6010B	6/1/2009	5	1	5.0	7.8	mg/Kg	5239
Cobalt	SW6010B	6/1/2009	5	1	5.0	ND	mg/Kg	5239
Copper	SW6010B	6/1/2009	5	1	5.0	12	mg/Kg	5239
Lead	SW6010B	6/1/2009	1	1	1.0	9.6	mg/Kg	5239
Molybdenum	SW6010B	6/1/2009	5	1	5.0	ND	mg/Kg	5239
Nickel	SW6010B	6/1/2009	5	1	5.0	14	mg/Kg	5239
Selenium	SW6010B	6/1/2009	5	1	5.0	ND	mg/Kg	5239
Silver	SW6010B	6/1/2009	1	1	1.0	ND	mg/Kg	5239
Thallium	SW6010B	6/1/2009	5	1	5.0	ND	mg/Kg	5239
Vanadium	SW6010B	6/1/2009	5	1	5.0	12	mg/Kg	5239
Zinc	SW6010B	6/1/2009	5	1	5.0	34	mg/Kg	5239
Mercury	SW7471A	6/2/2009	0.1	1	0.10	0.18	mg/Kg	5243
TPH (Diesel-SG)	SW8015B	6/5/2009	2	10	20	ND	mg/Kg	R19785
TPH (Motor Oil-SG)	SW8015B	6/5/2009	4	10	40	1300	mg/Kg	R19785
Surr: Pentacosane	SW8015B	6/5/2009	0	10	61.5-133	37.0	%REC	R19785
Note: Surrogate recoveries fall outside the control limit possibly due to matrix interference.								
TPH (Gasoline)	SW8015B	6/1/2009	0.1	1	0.10	ND	mg/Kg	R19723
Surr: Trifluorotoluene	SW8015B	6/1/2009	0	1	53-118	7 S	%REC	R19723
Note: S-Surrogate recoveries out of limit. A duplicate analysis was performed with similar results indicating a matrix effect.								
Benzene	SW8260B	6/2/2009	10	1	10	ND	µg/Kg	R19728
Toluene	SW8260B	6/2/2009	10	1	10	ND	µg/Kg	R19728
Ethylbenzene	SW8260B	6/2/2009	10	1	10	ND	µg/Kg	R19728
Xylenes, Total	SW8260B	6/2/2009	15	1	15	ND	µg/Kg	R19728
Surr: 4-Bromofluorobenzene	SW8260B	6/2/2009	0	1	55.8-141	114	%REC	R19728
Surr: Dibromofluoromethane	SW8260B	6/2/2009	0	1	59.8-148	85.7	%REC	R19728
Surr: Toluene-d8	SW8260B	6/2/2009	0	1	55.2-133	113	%REC	R19728

These analyses were performed according to State of California Environmental Laboratory Accreditation program, Certificate # 1991

Report prepared for: Karen Emery
Fugro, Inc

Date Received: 5/28/2009
Date Reported: 6/22/2009

Client Sample ID: S-8@1
Sample Location: 728 73rd Ave
Sample Matrix: SOIL
Date/Time Sampled 5/27/2009 11:47:00 AM

Lab Sample ID: 0905183-011
Date Prepared: 6/1/2009

Parameters	Analysis Method	Date Analyzed	RL	Dilution Factor	MRL	Result	Units	Analytical Batch
1,2,4-Trichlorobenzene	SW8270C	6/18/2009	0.074	250	18	ND	mg/Kg	R19942
1,2-Dichlorobenzene	SW8270C	6/18/2009	0.072	250	18	ND	mg/Kg	R19942
1,3-Dichlorobenzene	SW8270C	6/18/2009	0.074	250	18	ND	mg/Kg	R19942
1,4-Dichlorobenzene	SW8270C	6/18/2009	0.067	250	17	ND	mg/Kg	R19942
2,4,5-Trichlorophenol	SW8270C	6/18/2009	0.122	250	30	ND	mg/Kg	R19942
2,4,6-Trichlorophenol	SW8270C	6/18/2009	0.096	250	24	ND	mg/Kg	R19942
2,4-Dichlorophenol	SW8270C	6/18/2009	0.105	250	26	ND	mg/Kg	R19942
2,4-Dimethylphenol	SW8270C	6/18/2009	0.134	250	34	ND	mg/Kg	R19942
2,4-Dinitrophenol	SW8270C	6/18/2009	0.063	250	16	ND	mg/Kg	R19942
2,4-Dinitrotoluene	SW8270C	6/18/2009	0.03	250	7.5	ND	mg/Kg	R19942
2,6-Dinitrotoluene	SW8270C	6/18/2009	0.027	250	6.8	ND	mg/Kg	R19942
2-Chloronaphthalene	SW8270C	6/18/2009	0.06	250	15	ND	mg/Kg	R19942
2-Chlorophenol	SW8270C	6/18/2009	0.13	250	32	ND	mg/Kg	R19942
2-Methylnaphthalene	SW8270C	6/18/2009	0.085	250	21	ND	mg/Kg	R19942
2-Methylphenol	SW8270C	6/18/2009	0.119	250	30	ND	mg/Kg	R19942
2-Nitroaniline	SW8270C	6/18/2009	0.07	250	18	ND	mg/Kg	R19942
2-Nitrophenol	SW8270C	6/18/2009	0.053	250	13	ND	mg/Kg	R19942
3,3´-Dichlorobenzidine	SW8270C	6/18/2009	0.154	250	38	ND	mg/Kg	R19942
3-Methylphenol	SW8270C	6/18/2009	0.13	250	32	ND	mg/Kg	R19942
3-Nitroaniline	SW8270C	6/18/2009	0.046	250	12	ND	mg/Kg	R19942
4,6-Dinitro-2-methylphenol	SW8270C	6/18/2009	0.067	250	17	ND	mg/Kg	R19942
4-Bromophenyl phenyl ether	SW8270C	6/18/2009	0.082	250	20	ND	mg/Kg	R19942
4-Chloro-3-methylphenol	SW8270C	6/18/2009	0.103	250	26	ND	mg/Kg	R19942
4-Chloroaniline	SW8270C	6/18/2009	0.1	250	25	ND	mg/Kg	R19942
4-Chlorophenyl phenyl ether	SW8270C	6/18/2009	0.081	250	20	ND	mg/Kg	R19942
4-Methylphenol	SW8270C	6/18/2009	0.14	250	35	ND	mg/Kg	R19942
4-Nitroaniline	SW8270C	6/18/2009	0.081	250	20	ND	mg/Kg	R19942
4-Nitrophenol	SW8270C	6/18/2009	0.067	250	17	ND	mg/Kg	R19942
Acenaphthene	SW8270C	6/18/2009	0.097	250	24	ND	mg/Kg	R19942
Acenaphthylene	SW8270C	6/18/2009	0.086	250	22	ND	mg/Kg	R19942
Aniline	SW8270C	6/18/2009	0.124	250	31	ND	mg/Kg	R19942
Anthracene	SW8270C	6/18/2009	0.138	250	34	ND	mg/Kg	R19942
Benz(a)anthracene	SW8270C	6/18/2009	0.151	250	38	ND	mg/Kg	R19942
Benzidine	SW8270C	6/18/2009	0.378	250	94	ND	mg/Kg	R19942
Benzo(g,h,i)perylene	SW8270C	6/18/2009	0.152	250	38	ND	mg/Kg	R19942
Benzo[a]pyrene	SW8270C	6/18/2009	0.136	250	34	ND	mg/Kg	R19942
Benzo[b]fluoranthene	SW8270C	6/18/2009	0.134	250	34	ND	mg/Kg	R19942
Benzo[k]fluoranthene	SW8270C	6/18/2009	0.171	250	43	ND	mg/Kg	R19942
Benzoic acid	SW8270C	6/18/2009	5.65	250	1400	ND	mg/Kg	R19942
Benzyl alcohol	SW8270C	6/18/2009	0.105	250	26	ND	mg/Kg	R19942
Bis(2-chloroethoxy)methane	SW8270C	6/18/2009	0.059	250	15	ND	mg/Kg	R19942
Bis(2-chloroethyl)ether	SW8270C	6/18/2009	0.069	250	17	ND	mg/Kg	R19942
Bis(2-chloroisopropyl)ether	SW8270C	6/18/2009	0.069	250	17	ND	mg/Kg	R19942

These analyses were performed according to State of California Environmental Laboratory Accreditation program, Certificate # 1991

Report prepared for: Karen Emery
Fugro, Inc

Date Received: 5/28/2009
Date Reported: 6/22/2009

Client Sample ID: S-8@1
Sample Location: 728 73rd Ave
Sample Matrix: SOIL
Date/Time Sampled 5/27/2009 11:47:00 AM

Lab Sample ID: 0905183-011
Date Prepared: 6/1/2009

Parameters	Analysis Method	Date Analyzed	RL	Dilution Factor	MRL	Result	Units	Analytical Batch
Bis(2-ethylhexyl)phthalate	SW8270C	6/18/2009	0.084	250	21	ND	mg/Kg	R19942
Butyl benzyl phthalate	SW8270C	6/18/2009	0.09	250	22	ND	mg/Kg	R19942
Chrysene	SW8270C	6/18/2009	0.178	250	44	ND	mg/Kg	R19942
Dibenz(a,h)anthracene	SW8270C	6/18/2009	0.153	250	38	ND	mg/Kg	R19942
Dibenzofuran	SW8270C	6/18/2009	0.079	250	20	ND	mg/Kg	R19942
Diethyl phthalate	SW8270C	6/18/2009	0.118	250	30	ND	mg/Kg	R19942
Dimethyl phthalate	SW8270C	6/18/2009	0.119	250	30	ND	mg/Kg	R19942
Di-n-butyl phthalate	SW8270C	6/18/2009	0.109	250	27	ND	mg/Kg	R19942
Di-n-octyl phthalate	SW8270C	6/18/2009	0.139	250	35	ND	mg/Kg	R19942
Fluoranthene	SW8270C	6/18/2009	0.137	250	34	ND	mg/Kg	R19942
Fluorene	SW8270C	6/18/2009	0.1	250	25	ND	mg/Kg	R19942
Hexachlorobenzene	SW8270C	6/18/2009	0.102	250	26	ND	mg/Kg	R19942
Hexachlorobutadiene	SW8270C	6/18/2009	0.066	250	16	ND	mg/Kg	R19942
Hexachlorocyclopentadiene	SW8270C	6/18/2009	0.028	250	7.0	ND	mg/Kg	R19942
Hexachloroethane	SW8270C	6/18/2009	0.047	250	12	ND	mg/Kg	R19942
Indeno(1,2,3-cd)pyrene	SW8270C	6/18/2009	0.132	250	33	ND	mg/Kg	R19942
Isophorone	SW8270C	6/18/2009	0.058	250	15	ND	mg/Kg	R19942
Naphthalene	SW8270C	6/18/2009	0.091	250	23	ND	mg/Kg	R19942
Nitrobenzene	SW8270C	6/18/2009	0.032	250	8.0	ND	mg/Kg	R19942
N-Nitrosodimethylamine	SW8270C	6/18/2009	0.111	250	28	ND	mg/Kg	R19942
N-Nitrosodi-n-propylamine	SW8270C	6/18/2009	0.094	250	24	ND	mg/Kg	R19942
N-Nitrosodiphenylamine	SW8270C	6/18/2009	0.11	250	28	ND	mg/Kg	R19942
Pentachlorophenol	SW8270C	6/18/2009	0.103	250	26	ND	mg/Kg	R19942
Phenanthrene	SW8270C	6/18/2009	0.143	250	36	ND	mg/Kg	R19942
Phenol	SW8270C	6/18/2009	0.13	250	32	ND	mg/Kg	R19942
Pyrene	SW8270C	6/18/2009	0.15	250	38	ND	mg/Kg	R19942
Surr: 2,4,6-Tribromophenol	SW8270C	6/18/2009	0	250	16.5-114	D	%REC	R19942
Surr: 2-Fluorobiphenyl	SW8270C	6/18/2009	0	250	24.1-85.6	D	%REC	R19942
Surr: 2-Fluorophenol	SW8270C	6/18/2009	0	250	30.3-76.6	D	%REC	R19942
Surr: Nitrobenzene-d5	SW8270C	6/18/2009	0	250	29.4-78.2	D	%REC	R19942
Surr: Phenol-d6	SW8270C	6/18/2009	0	250	28.7-84.7	D	%REC	R19942
Surr: p-Terphenyl-d14	SW8270C	6/18/2009	0	250	37.9-127	D	%REC	R19942

Note: Reporting limits increased due to the nature of the sample matrix (viscous and dark color extract). Surrogates diluted out.

These analyses were performed according to State of California Environmental Laboratory Accreditation program, Certificate # 1991

Report prepared for: Karen Emery
Fugro, Inc

Date Received: 5/28/2009
Date Reported: 6/22/2009

Client Sample ID: S-8@2
Sample Location: 728 73rd Ave
Sample Matrix: SOIL
Date/Time Sampled 5/27/2009 11:48:00 AM

Lab Sample ID: 0905183-012
Date Prepared: 6/1/2009

Parameters	Analysis Method	Date Analyzed	RL	Dilution Factor	MRL	Result	Units	Analytical Batch
Antimony	SW6010B	6/1/2009	5	1	5.0	ND	mg/Kg	5239
Arsenic	SW6010B	6/1/2009	1.7	1	1.7	ND	mg/Kg	5239
Barium	SW6010B	6/1/2009	5	1	5.0	22	mg/Kg	5239
Beryllium	SW6010B	6/1/2009	2	1	2.0	ND	mg/Kg	5239
Cadmium	SW6010B	6/1/2009	1	1	1.0	ND	mg/Kg	5239
Chromium	SW6010B	6/1/2009	5	1	5.0	6.6	mg/Kg	5239
Cobalt	SW6010B	6/1/2009	5	1	5.0	ND	mg/Kg	5239
Copper	SW6010B	6/1/2009	5	1	5.0	ND	mg/Kg	5239
Lead	SW6010B	6/1/2009	1	1	1.0	2.8	mg/Kg	5239
Molybdenum	SW6010B	6/1/2009	5	1	5.0	ND	mg/Kg	5239
Nickel	SW6010B	6/1/2009	5	1	5.0	12	mg/Kg	5239
Selenium	SW6010B	6/1/2009	5	1	5.0	ND	mg/Kg	5239
Silver	SW6010B	6/1/2009	1	1	1.0	ND	mg/Kg	5239
Thallium	SW6010B	6/1/2009	5	1	5.0	ND	mg/Kg	5239
Vanadium	SW6010B	6/1/2009	5	1	5.0	10	mg/Kg	5239
Zinc	SW6010B	6/1/2009	5	1	5.0	15	mg/Kg	5239
Mercury	SW7471A	6/2/2009	0.1	1	0.10	ND	mg/Kg	5243
TPH (Diesel-SG)	SW8015B	6/5/2009	2	20	40	ND	mg/Kg	R19785
TPH (Motor Oil-SG)	SW8015B	6/5/2009	4	20	80	1300	mg/Kg	R19785
Surr: Pentacosane	SW8015B	6/5/2009	0	20	61.5-133	D	%REC	R19785
Note: D - Surrogate diluted out.								
TPH (Gasoline)	SW8015B	6/1/2009	0.1	1	0.10	ND	mg/Kg	R19723
Surr: Trifluorotoluene	SW8015B	6/1/2009	0	1	53-118	26 S	%REC	R19723
Note: S-Surrogate recoveries out of limit. A duplicate analysis was performed with similar results indicating a matrix effect.								
Benzene	SW8260B	6/2/2009	10	1	10	ND	µg/Kg	R19728
Toluene	SW8260B	6/2/2009	10	1	10	ND	µg/Kg	R19728
Ethylbenzene	SW8260B	6/2/2009	10	1	10	ND	µg/Kg	R19728
Xylenes, Total	SW8260B	6/2/2009	15	1	15	ND	µg/Kg	R19728
Surr: 4-Bromofluorobenzene	SW8260B	6/2/2009	0	1	55.8-141	96.6	%REC	R19728
Surr: Dibromofluoromethane	SW8260B	6/2/2009	0	1	59.8-148	86.6	%REC	R19728
Surr: Toluene-d8	SW8260B	6/2/2009	0	1	55.2-133	116	%REC	R19728

These analyses were performed according to State of California Environmental Laboratory Accreditation program, Certificate # 1991

Report prepared for: Karen Emery
Fugro, Inc

Date Received: 5/28/2009
Date Reported: 6/22/2009

Client Sample ID: B-1@5
Sample Location: 728 73rd Ave
Sample Matrix: SOIL
Date/Time Sampled 5/27/2009 9:49:00 AM

Lab Sample ID: 0905183-013
Date Prepared: 6/1/2009

Parameters	Analysis Method	Date Analyzed	RL	Dilution Factor	MRL	Result	Units	Analytical Batch
Copper	SW6010B	6/1/2009	5	1	5.0	26	mg/Kg	5239
Lead	SW6010B	6/1/2009	1	1	1.0	5.8	mg/Kg	5239
TPH (Diesel-SG)	SW8015B	6/4/2009	2	1	2.0	ND	mg/Kg	R19785
TPH (Motor Oil-SG)	SW8015B	6/4/2009	4	1	4.0	ND	mg/Kg	R19785
Surr: Pentacosane	SW8015B	6/4/2009	0	1	61.5-133	95.6	%REC	R19785
TPH (Gasoline)	SW8015B	6/1/2009	0.1	1	0.10	ND	mg/Kg	R19723
Surr: Trifluorotoluene	SW8015B	6/1/2009	0	1	53-118	23 S	%REC	R19723
Note: S-Surrogate recoveries out of limit. A duplicate analysis was performed with similar results indicating a matrix effect.								
Benzene	SW8260B	6/2/2009	10	1	10	ND	µg/Kg	R19742
Toluene	SW8260B	6/2/2009	10	1	10	ND	µg/Kg	R19742
Ethylbenzene	SW8260B	6/2/2009	10	1	10	ND	µg/Kg	R19742
Xylenes, Total	SW8260B	6/2/2009	15	1	15	ND	µg/Kg	R19742
Surr: 4-Bromofluorobenzene	SW8260B	6/2/2009	0	1	55.8-141	89.1	%REC	R19742
Surr: Dibromofluoromethane	SW8260B	6/2/2009	0	1	59.8-148	117	%REC	R19742
Surr: Toluene-d8	SW8260B	6/2/2009	0	1	55.2-133	97.4	%REC	R19742

These analyses were performed according to State of California Environmental Laboratory Accreditation program, Certificate # 1991

Report prepared for: Karen Emery
Fugro, Inc

Date Received: 5/28/2009
Date Reported: 6/22/2009

Client Sample ID: B-1@1
Sample Location: 728 73rd Ave
Sample Matrix: SOIL
Date/Time Sampled 5/27/2009 9:45:00 AM

Lab Sample ID: 0905183-014
Date Prepared: 6/1/2009

Parameters	Analysis Method	Date Analyzed	RL	Dilution Factor	MRL	Result	Units	Analytical Batch
Lead (STLC)	6010B (STLC)	6/16/2009	0.1	1	0.10	0.92	mg/L	5291
Lead (TCLP)	6010B (TCLP)	6/16/2009	0.1	1	0.10	ND	mg/L	5294
Antimony	SW6010B	6/1/2009	5	1	5.0	ND	mg/Kg	5239
Arsenic	SW6010B	6/1/2009	1.7	1	1.7	5.3	mg/Kg	5239
Barium	SW6010B	6/1/2009	5	1	5.0	180	mg/Kg	5239
Beryllium	SW6010B	6/1/2009	2	1	2.0	ND	mg/Kg	5239
Cadmium	SW6010B	6/1/2009	1	1	1.0	ND	mg/Kg	5239
Chromium	SW6010B	6/1/2009	5	1	5.0	35	mg/Kg	5239
Cobalt	SW6010B	6/1/2009	5	1	5.0	10	mg/Kg	5239
Copper	SW6010B	6/1/2009	5	1	5.0	33	mg/Kg	5239
Lead	SW6010B	6/1/2009	1	1	1.0	52	mg/Kg	5239
Molybdenum	SW6010B	6/1/2009	5	1	5.0	ND	mg/Kg	5239
Nickel	SW6010B	6/1/2009	5	1	5.0	38	mg/Kg	5239
Selenium	SW6010B	6/1/2009	5	1	5.0	ND	mg/Kg	5239
Silver	SW6010B	6/1/2009	1	1	1.0	ND	mg/Kg	5239
Thallium	SW6010B	6/1/2009	5	1	5.0	ND	mg/Kg	5239
Vanadium	SW6010B	6/1/2009	5	1	5.0	40	mg/Kg	5239
Zinc	SW6010B	6/1/2009	5	1	5.0	81	mg/Kg	5239
Mercury	SW7471A	6/2/2009	0.1	1	0.10	0.10	mg/Kg	5243
TPH (Diesel-SG)	SW8015B	6/5/2009	2	1	2.0	3.09	mg/Kg	R19785
TPH (Motor Oil-SG)	SW8015B	6/5/2009	4	1	4.0	27	mg/Kg	R19785
Surr: Pentacosane	SW8015B	6/5/2009	0	1	61.5-133	90.9	%REC	R19785

Note:x-Sample chromatogram does not resemble typical diesel pattern (heavier than diesel but lighter than motor oil - possible aged diesel or fuel oil). Hydrocarbons within the diesel range quantitated as diesel.

TPH (Gasoline)	SW8015B	6/1/2009	0.1	1	0.10	ND	mg/Kg	R19723
Surr: Trifluorotoluene	SW8015B	6/1/2009	0	1	53-118	0 S	%REC	R19723

Note: S-Surrogate recoveries out of limit. A duplicate analysis was performed with similar results indicating a matrix effect.

These analyses were performed according to State of California Environmental Laboratory Accreditation program, Certificate # 1991

Report prepared for: Karen Emery
Fugro, Inc

Date Received: 5/28/2009
Date Reported: 6/22/2009

Client Sample ID: B-1@1
Sample Location: 728 73rd Ave
Sample Matrix: SOIL
Date/Time Sampled 5/27/2009 9:45:00 AM

Lab Sample ID: 0905183-014
Date Prepared: 6/1/2009

Parameters	Analysis Method	Date Analyzed	RL	Dilution Factor	MRL	Result	Units	Analytical Batch
Benzene	SW8260B	6/2/2009	10	1	10	ND	µg/Kg	R19742
Toluene	SW8260B	6/2/2009	10	1	10	ND	µg/Kg	R19742
Ethylbenzene	SW8260B	6/2/2009	10	1	10	ND	µg/Kg	R19742
Xylenes, Total	SW8260B	6/2/2009	15	1	15	ND	µg/Kg	R19742
Surr: 4-Bromofluorobenzene	SW8260B	6/2/2009	0	1	55.8-141	90.4	%REC	R19742
Surr: Dibromofluoromethane	SW8260B	6/2/2009	0	1	59.8-148	99.1	%REC	R19742
Surr: Toluene-d8	SW8260B	6/2/2009	0	1	55.2-133	92.5	%REC	R19742

These analyses were performed according to State of California Environmental Laboratory Accreditation program, Certificate # 1991

Report prepared for: Karen Emery
Fugro, Inc

Date Received: 5/28/2009
Date Reported: 6/22/2009

Client Sample ID: DB-1@1
Sample Location: 728 73rd Ave
Sample Matrix: SOIL
Date/Time Sampled 5/27/2009 9:45:00 AM

Lab Sample ID: 0905183-015
Date Prepared: 6/1/2009

Parameters	Analysis Method	Date Analyzed	RL	Dilution Factor	MRL	Result	Units	Analytical Batch
Antimony	SW6010B	6/1/2009	5	1	5.0	ND	mg/Kg	5239
Arsenic	SW6010B	6/1/2009	1.7	1	1.7	3.2	mg/Kg	5239
Barium	SW6010B	6/1/2009	5	1	5.0	130	mg/Kg	5239
Beryllium	SW6010B	6/1/2009	2	1	2.0	ND	mg/Kg	5239
Cadmium	SW6010B	6/1/2009	1	1	1.0	ND	mg/Kg	5239
Chromium	SW6010B	6/1/2009	5	1	5.0	21	mg/Kg	5239
Cobalt	SW6010B	6/1/2009	5	1	5.0	6.8	mg/Kg	5239
Copper	SW6010B	6/1/2009	5	1	5.0	21	mg/Kg	5239
Lead	SW6010B	6/1/2009	1	1	1.0	36	mg/Kg	5239
Molybdenum	SW6010B	6/1/2009	5	1	5.0	ND	mg/Kg	5239
Nickel	SW6010B	6/1/2009	5	1	5.0	26	mg/Kg	5239
Selenium	SW6010B	6/1/2009	5	1	5.0	ND	mg/Kg	5239
Silver	SW6010B	6/1/2009	1	1	1.0	ND	mg/Kg	5239
Thallium	SW6010B	6/1/2009	5	1	5.0	ND	mg/Kg	5239
Vanadium	SW6010B	6/1/2009	5	1	5.0	25	mg/Kg	5239
Zinc	SW6010B	6/1/2009	5	1	5.0	54	mg/Kg	5239
Mercury	SW7471A	6/2/2009	0.1	1	0.10	0.18	mg/Kg	5243
TPH (Diesel-SG)	SW8015B	6/5/2009	2	1	2.0	3.25x	mg/Kg	R19785
TPH (Motor Oil-SG)	SW8015B	6/5/2009	4	1	4.0	24	mg/Kg	R19785
Surr: Pentacosane	SW8015B	6/5/2009	0	1	61.5-133	92.1	%REC	R19785
Note:x-Sample chromatogram does not resemble typical diesel pattern (heavier than diesel but lighter than motor oil - possible aged diesel or fuel oil). Hydrocarbons within the diesel range quantitated as diesel.								
TPH (Gasoline)	SW8015B	6/1/2009	0.1	1	0.10	ND	mg/Kg	R19723
Surr: Trifluorotoluene	SW8015B	6/1/2009	0	1	53-118	50 S	%REC	R19723
Note: S - Low surrogate recovery was observed, matrix effect suspected.								
Benzene	SW8260B	6/2/2009	10	1	10	ND	µg/Kg	R19742
Toluene	SW8260B	6/2/2009	10	1	10	ND	µg/Kg	R19742
Ethylbenzene	SW8260B	6/2/2009	10	1	10	ND	µg/Kg	R19742
Xylenes, Total	SW8260B	6/2/2009	15	1	15	ND	µg/Kg	R19742
Surr: 4-Bromofluorobenzene	SW8260B	6/2/2009	0	1	55.8-141	85.3	%REC	R19742
Surr: Dibromofluoromethane	SW8260B	6/2/2009	0	1	59.8-148	109	%REC	R19742
Surr: Toluene-d8	SW8260B	6/2/2009	0	1	55.2-133	92.7	%REC	R19742

These analyses were performed according to State of California Environmental Laboratory Accreditation program, Certificate # 1991

Report prepared for: Karen Emery
Fugro, Inc

Date Received: 5/28/2009
Date Reported: 6/22/2009

Client Sample ID: B-2@5
Sample Location: 728 73rd Ave
Sample Matrix: SOIL
Date/Time Sampled 5/27/2009 9:20:00 AM

Lab Sample ID: 0905183-016
Date Prepared: 6/1/2009

Parameters	Analysis Method	Date Analyzed	RL	Dilution Factor	MRL	Result	Units	Analytical Batch
Copper	SW6010B	6/2/2009	5	1	5.0	32	mg/Kg	5240
Lead	SW6010B	6/2/2009	1	1	1.0	6.7	mg/Kg	5240
TPH (Diesel-SG)	SW8015B	6/4/2009	2	1	2.0	ND	mg/Kg	R19785
TPH (Motor Oil-SG)	SW8015B	6/4/2009	4	1	4.0	ND	mg/Kg	R19785
Surr: Pentacosane	SW8015B	6/4/2009	0	1	61.5-133	107	%REC	R19785
TPH (Gasoline)	SW8015B	6/1/2009	0.1	1	0.10	ND	mg/Kg	R19723
Surr: Trifluorotoluene	SW8015B	6/1/2009	0	1	53-118	46 S	%REC	R19723
Note: S - Low surrogate recovery was observed, matrix effect suspected.								
Benzene	SW8260B	6/2/2009	10	1	10	ND	µg/Kg	R19742
Toluene	SW8260B	6/2/2009	10	1	10	ND	µg/Kg	R19742
Ethylbenzene	SW8260B	6/2/2009	10	1	10	ND	µg/Kg	R19742
Xylenes, Total	SW8260B	6/2/2009	15	1	15	ND	µg/Kg	R19742
Surr: 4-Bromofluorobenzene	SW8260B	6/2/2009	0	1	55.8-141	85.0	%REC	R19742
Surr: Dibromofluoromethane	SW8260B	6/2/2009	0	1	59.8-148	120	%REC	R19742
Surr: Toluene-d8	SW8260B	6/2/2009	0	1	55.2-133	100	%REC	R19742

These analyses were performed according to State of California Environmental Laboratory Accreditation program, Certificate # 1991

Report prepared for: Karen Emery
Fugro, Inc

Date Received: 5/28/2009
Date Reported: 6/22/2009

Client Sample ID: B-2@1
Sample Location: 728 73rd Ave
Sample Matrix: SOIL
Date/Time Sampled 5/27/2009 9:15:00 AM

Lab Sample ID: 0905183-017
Date Prepared: 6/1/2009

Parameters	Analysis Method	Date Analyzed	RL	Dilution Factor	MRL	Result	Units	Analytical Batch
Antimony	SW6010B	6/2/2009	5	1	5.0	ND	mg/Kg	5240
Arsenic	SW6010B	6/2/2009	1.7	1	1.7	5.8	mg/Kg	5240
Barium	SW6010B	6/2/2009	5	1	5.0	210	mg/Kg	5240
Beryllium	SW6010B	6/2/2009	2	1	2.0	ND	mg/Kg	5240
Cadmium	SW6010B	6/2/2009	1	1	1.0	ND	mg/Kg	5240
Chromium	SW6010B	6/2/2009	5	1	5.0	45	mg/Kg	5240
Cobalt	SW6010B	6/2/2009	5	1	5.0	13	mg/Kg	5240
Copper	SW6010B	6/2/2009	5	1	5.0	37	mg/Kg	5240
Lead	SW6010B	6/2/2009	1	1	1.0	22	mg/Kg	5240
Molybdenum	SW6010B	6/2/2009	5	1	5.0	ND	mg/Kg	5240
Nickel	SW6010B	6/2/2009	5	1	5.0	46	mg/Kg	5240
Selenium	SW6010B	6/2/2009	5	1	5.0	ND	mg/Kg	5240
Silver	SW6010B	6/2/2009	1	1	1.0	ND	mg/Kg	5240
Thallium	SW6010B	6/2/2009	5	1	5.0	ND	mg/Kg	5240
Vanadium	SW6010B	6/2/2009	5	1	5.0	56	mg/Kg	5240
Zinc	SW6010B	6/2/2009	5	1	5.0	63	mg/Kg	5240
Mercury	SW7471A	6/2/2009	0.1	1	0.10	0.24	mg/Kg	5243
TPH (Diesel-SG)	SW8015B	6/5/2009	2	1	2.0	7.91x	mg/Kg	R19785
TPH (Motor Oil-SG)	SW8015B	6/5/2009	4	1	4.0	33	mg/Kg	R19785
Surr: Pentacosane	SW8015B	6/5/2009	0	1	61.5-133	106	%REC	R19785
Note:x-Sample chromatogram does not resemble typical diesel pattern (discrete peaks within TPH as diesel range and heavier than diesel but lighter than motor oil - possible aged diesel or fuel oil). Hydrocarbons within the diesel range quantitated as diesel.								
TPH (Gasoline)	SW8015B	6/1/2009	0.1	1	0.10	ND	mg/Kg	R19723
Surr: Trifluorotoluene	SW8015B	6/1/2009	0	1	53-118	3 S	%REC	R19723
Note: S – Surrogate recovery out of limits. Analysis of MS/MSD for this sample yielded similar results indicating a matrix effect.								
Benzene	SW8260B	6/2/2009	10	1	10	ND	µg/Kg	R19742
Toluene	SW8260B	6/2/2009	10	1	10	ND	µg/Kg	R19742
Ethylbenzene	SW8260B	6/2/2009	10	1	10	ND	µg/Kg	R19742
Xylenes, Total	SW8260B	6/2/2009	15	1	15	ND	µg/Kg	R19742
Surr: 4-Bromofluorobenzene	SW8260B	6/2/2009	0	1	55.8-141	101	%REC	R19742
Surr: Dibromofluoromethane	SW8260B	6/2/2009	0	1	59.8-148	97.7	%REC	R19742
Surr: Toluene-d8	SW8260B	6/2/2009	0	1	55.2-133	89.1	%REC	R19742

These analyses were performed according to State of California Environmental Laboratory Accreditation program, Certificate # 1991

Report prepared for: Karen Emery
Fugro, Inc

Date Received: 5/28/2009
Date Reported: 6/22/2009

Client Sample ID: DB-2@1
Sample Location: 728 73rd Ave
Sample Matrix: SOIL
Date/Time Sampled 5/27/2009 9:15:00 AM

Lab Sample ID: 0905183-018
Date Prepared: 6/1/2009

Parameters	Analysis Method	Date Analyzed	RL	Dilution Factor	MRL	Result	Units	Analytical Batch
Antimony	SW6010B	6/2/2009	5	1	5.0	ND	mg/Kg	5240
Arsenic	SW6010B	6/2/2009	1.7	1	1.7	4.8	mg/Kg	5240
Barium	SW6010B	6/2/2009	5	1	5.0	170	mg/Kg	5240
Beryllium	SW6010B	6/2/2009	2	1	2.0	ND	mg/Kg	5240
Cadmium	SW6010B	6/2/2009	1	1	1.0	ND	mg/Kg	5240
Chromium	SW6010B	6/2/2009	5	1	5.0	40	mg/Kg	5240
Cobalt	SW6010B	6/2/2009	5	1	5.0	12	mg/Kg	5240
Copper	SW6010B	6/2/2009	5	1	5.0	34	mg/Kg	5240
Lead	SW6010B	6/2/2009	1	1	1.0	23	mg/Kg	5240
Molybdenum	SW6010B	6/2/2009	5	1	5.0	ND	mg/Kg	5240
Nickel	SW6010B	6/2/2009	5	1	5.0	44	mg/Kg	5240
Selenium	SW6010B	6/2/2009	5	1	5.0	ND	mg/Kg	5240
Silver	SW6010B	6/2/2009	1	1	1.0	ND	mg/Kg	5240
Thallium	SW6010B	6/2/2009	5	1	5.0	ND	mg/Kg	5240
Vanadium	SW6010B	6/2/2009	5	1	5.0	51	mg/Kg	5240
Zinc	SW6010B	6/2/2009	5	1	5.0	58	mg/Kg	5240
Mercury	SW7471A	6/2/2009	0.1	1	0.10	0.12	mg/Kg	5243
TPH (Diesel-SG)	SW8015B	6/5/2009	2	1	2.0	5.52x	mg/Kg	R19785
TPH (Motor Oil-SG)	SW8015B	6/5/2009	4	1	4.0	29	mg/Kg	R19785
Surr: Pentacosane	SW8015B	6/5/2009	0	1	61.5-133	90.7	%REC	R19785
Note:x-Sample chromatogram does not resemble typical diesel pattern (discrete peaks within TPH as diesel range and heavier than diesel but lighter than motor oil - possible aged diesel or fuel oil). Hydrocarbons within the diesel range quantitated as diesel.								
TPH (Gasoline)	SW8015B	6/2/2009	0.1	1	0.10	ND	mg/Kg	R19723
Surr: Trifluorotoluene	SW8015B	6/2/2009	0	1	53-118	44 S	%REC	R19723
Note: S - Low surrogate recovery was observed, matrix effect suspected.								
Benzene	SW8260B	6/2/2009	10	1	10	ND	µg/Kg	R19742
Toluene	SW8260B	6/2/2009	10	1	10	ND	µg/Kg	R19742
Ethylbenzene	SW8260B	6/2/2009	10	1	10	ND	µg/Kg	R19742
Xylenes, Total	SW8260B	6/2/2009	15	1	15	ND	µg/Kg	R19742
Surr: 4-Bromofluorobenzene	SW8260B	6/2/2009	0	1	55.8-141	89.5	%REC	R19742
Surr: Dibromofluoromethane	SW8260B	6/2/2009	0	1	59.8-148	81.6	%REC	R19742
Surr: Toluene-d8	SW8260B	6/2/2009	0	1	55.2-133	89.6	%REC	R19742

These analyses were performed according to State of California Environmental Laboratory Accreditation program, Certificate # 1991

Report prepared for: Karen Emery
Fugro, Inc

Date Received: 5/28/2009
Date Reported: 6/22/2009

Client Sample ID: B-3@1
Sample Location: 728 73rd Ave
Sample Matrix: SOIL
Date/Time Sampled 5/27/2009 8:52:00 AM

Lab Sample ID: 0905183-019
Date Prepared: 6/1/2009

Parameters	Analysis Method	Date Analyzed	RL	Dilution Factor	MRL	Result	Units	Analytical Batch
Copper	SW6010B	6/2/2009	5	1	5.0	29	mg/Kg	5240
Lead	SW6010B	6/2/2009	1	1	1.0	14	mg/Kg	5240
TPH (Diesel-SG)	SW8015B	6/5/2009	2	1	2.0	ND	mg/Kg	R19785
TPH (Motor Oil-SG)	SW8015B	6/5/2009	4	1	4.0	7.1	mg/Kg	R19785
Surr: Pentacosane	SW8015B	6/5/2009	0	1	61.5-133	95.9	%REC	R19785
TPH (Gasoline)	SW8015B	6/2/2009	0.1	1	0.10	ND	mg/Kg	R19723
Surr: Trifluorotoluene	SW8015B	6/2/2009	0	1	53-118	13 S	%REC	R19723
Note: S-Surrogate recoveries out of limit. A duplicate analysis was performed with similar results indicating a matrix effect.								
Benzene	SW8260B	6/3/2009	10	1	10	ND	µg/Kg	R19742
Toluene	SW8260B	6/3/2009	10	1	10	ND	µg/Kg	R19742
Ethylbenzene	SW8260B	6/3/2009	10	1	10	ND	µg/Kg	R19742
Xylenes, Total	SW8260B	6/3/2009	15	1	15	ND	µg/Kg	R19742
Surr: 4-Bromofluorobenzene	SW8260B	6/3/2009	0	1	55.8-141	104	%REC	R19742
Surr: Dibromofluoromethane	SW8260B	6/3/2009	0	1	59.8-148	111	%REC	R19742
Surr: Toluene-d8	SW8260B	6/3/2009	0	1	55.2-133	96.9	%REC	R19742

These analyses were performed according to State of California Environmental Laboratory Accreditation program, Certificate # 1991

Report prepared for: Karen Emery
Fugro, Inc

Date Received: 5/28/2009
Date Reported: 6/22/2009

Client Sample ID: B-3@5
Sample Location: 728 73rd Ave
Sample Matrix: SOIL
Date/Time Sampled 5/27/2009 8:57:00 AM

Lab Sample ID: 0905183-020
Date Prepared: 6/1/2009

Parameters	Analysis Method	Date Analyzed	RL	Dilution Factor	MRL	Result	Units	Analytical Batch
Copper	SW6010B	6/2/2009	5	1	5.0	34	mg/Kg	5240
Lead	SW6010B	6/2/2009	1	1	1.0	7.4	mg/Kg	5240
TPH (Diesel-SG)	SW8015B	6/5/2009	2	1	2.0	ND	mg/Kg	R19785
TPH (Motor Oil-SG)	SW8015B	6/5/2009	4	1	4.0	ND	mg/Kg	R19785
Surr: Pentacosane	SW8015B	6/5/2009	0	1	61.5-133	110	%REC	R19785
TPH (Gasoline)	SW8015B	6/2/2009	0.1	1	0.10	ND	mg/Kg	R19723
Surr: Trifluorotoluene	SW8015B	6/2/2009	0	1	53-118	43 S	%REC	R19723
Note: S-Surrogate recoveries out of limit. A duplicate analysis was performed with similar results indicating a matrix effect.								
Benzene	SW8260B	6/3/2009	10	1	10	ND	µg/Kg	R19742
Toluene	SW8260B	6/3/2009	10	1	10	ND	µg/Kg	R19742
Ethylbenzene	SW8260B	6/3/2009	10	1	10	ND	µg/Kg	R19742
Xylenes, Total	SW8260B	6/3/2009	15	1	15	ND	µg/Kg	R19742
Surr: 4-Bromofluorobenzene	SW8260B	6/3/2009	0	1	55.8-141	80.5	%REC	R19742
Surr: Dibromofluoromethane	SW8260B	6/3/2009	0	1	59.8-148	111	%REC	R19742
Surr: Toluene-d8	SW8260B	6/3/2009	0	1	55.2-133	121	%REC	R19742

These analyses were performed according to State of California Environmental Laboratory Accreditation program, Certificate # 1991

Report prepared for: Karen Emery
Fugro, Inc

Date Received: 5/28/2009
Date Reported: 6/22/2009

Client Sample ID: B-4@1
Sample Location: 728 73rd Ave
Sample Matrix: SOIL
Date/Time Sampled 5/27/2009 8:24:00 AM

Lab Sample ID: 0905183-021
Date Prepared: 6/1/2009

Parameters	Analysis Method	Date Analyzed	RL	Dilution Factor	MRL	Result	Units	Analytical Batch
Lead (STLC)	6010B (STLC)	6/16/2009	0.1	1	0.10	5.1	mg/L	5291
Lead (TCLP)	6010B (TCLP)	6/16/2009	0.1	1	0.10	ND	mg/L	5294
Copper	SW6010B	6/2/2009	5	1	5.0	34	mg/Kg	5240
Lead	SW6010B	6/2/2009	1	1	1.0	61	mg/Kg	5240
TPH (Diesel-SG)	SW8015B	6/5/2009	2	1	2.0	ND	mg/Kg	R19784
TPH (Motor Oil-SG)	SW8015B	6/5/2009	4	1	4.0	5.1	mg/Kg	R19784
Surr: Pentacosane	SW8015B	6/5/2009	0	1	61.5-133	107	%REC	R19784
TPH (Gasoline)	SW8015B	6/2/2009	0.1	1	0.10	ND	mg/Kg	R19723
Surr: Trifluorotoluene	SW8015B	6/2/2009	0	1	53-118	63.4	%REC	R19723
Benzene	SW8260B	6/3/2009	10	1	10	ND	µg/Kg	R19742
Toluene	SW8260B	6/3/2009	10	1	10	ND	µg/Kg	R19742
Ethylbenzene	SW8260B	6/3/2009	10	1	10	ND	µg/Kg	R19742
Xylenes, Total	SW8260B	6/3/2009	15	1	15	ND	µg/Kg	R19742
Surr: 4-Bromofluorobenzene	SW8260B	6/3/2009	0	1	55.8-141	108	%REC	R19742
Surr: Dibromofluoromethane	SW8260B	6/3/2009	0	1	59.8-148	95.8	%REC	R19742
Surr: Toluene-d8	SW8260B	6/3/2009	0	1	55.2-133	101	%REC	R19742

These analyses were performed according to State of California Environmental Laboratory Accreditation program, Certificate # 1991

Report prepared for: Karen Emery
Fugro, Inc

Date Received: 5/28/2009
Date Reported: 6/22/2009

Client Sample ID: B-4@7.5
Sample Location: 728 73rd Ave
Sample Matrix: SOIL
Date/Time Sampled 5/27/2009 8:32:00 AM

Lab Sample ID: 0905183-022
Date Prepared: 6/1/2009

Parameters	Analysis Method	Date Analyzed	RL	Dilution Factor	MRL	Result	Units	Analytical Batch
Copper	SW6010B	6/2/2009	5	1	5.0	30	mg/Kg	5240
Lead	SW6010B	6/2/2009	1	1	1.0	6.2	mg/Kg	5240
TPH (Diesel-SG)	SW8015B	6/5/2009	2	1	2.0	ND	mg/Kg	R19784
TPH (Motor Oil-SG)	SW8015B	6/5/2009	4	1	4.0	ND	mg/Kg	R19784
Surr: Pentacosane	SW8015B	6/5/2009	0	1	61.5-133	118	%REC	R19784
TPH (Gasoline)	SW8015B	6/2/2009	0.1	1	0.10	ND	mg/Kg	R19723
Surr: Trifluorotoluene	SW8015B	6/2/2009	0	1	53-118	30 S	%REC	R19723
Note: S - Low surrogate recovery was observed, matrix effect suspected.								
Benzene	SW8260B	6/3/2009	10	1	10	ND	µg/Kg	R19742
Toluene	SW8260B	6/3/2009	10	1	10	ND	µg/Kg	R19742
Ethylbenzene	SW8260B	6/3/2009	10	1	10	ND	µg/Kg	R19742
Xylenes, Total	SW8260B	6/3/2009	15	1	15	ND	µg/Kg	R19742
Surr: 4-Bromofluorobenzene	SW8260B	6/3/2009	0	1	55.8-141	92.0	%REC	R19742
Surr: Dibromofluoromethane	SW8260B	6/3/2009	0	1	59.8-148	94.1	%REC	R19742
Surr: Toluene-d8	SW8260B	6/3/2009	0	1	55.2-133	94.4	%REC	R19742

These analyses were performed according to State of California Environmental Laboratory Accreditation program, Certificate # 1991

Report prepared for: Karen Emery
Fugro, Inc

Date Received: 5/28/2009
Date Reported: 6/22/2009

Client Sample ID: B-1
Sample Location: 728 73rd Ave
Sample Matrix: GROUNDWATER
Date/Time Sampled 5/28/2009 9:10:00 AM

Lab Sample ID: 0905183-023
Date Prepared: 6/2/2009-6/3/2009

Parameters	Analysis Method	Date Analyzed	RL	Dilution Factor	MRL	Result	Units	Analytical Batch
TPH (Diesel-SG)	SW8015B	6/4/2009	0.1	1	0.10	ND	mg/L	R19780
TPH (Motor Oil-SG)	SW8015B	6/4/2009	0.2	1	0.20	ND	mg/L	R19780
Surr: Pentacosane	SW8015B	6/4/2009	0	1	64.2-123	97.0	%REC	R19780
TPH (Gasoline)	SW8015B	6/3/2009	0.05	1	0.050	0.43x	mg/L	R19754
Surr: Trifluorotoluene	SW8015B	6/3/2009	0	1	65-135	144 S	%REC	R19754

Note: x- Sample chromatogram does not resemble gasoline standard pattern. Reported value due to individual HVOC peaks within range of C5-C12 quantified as Gasoline S- Surrogate recovery out of limit. Matrix effect suspected.

These analyses were performed according to State of California Environmental Laboratory Accreditation program, Certificate # 1991

Report prepared for: Karen Emery
Fugro, Inc

Date Received: 5/28/2009
Date Reported: 6/22/2009

Client Sample ID: B-1
Sample Location: 728 73rd Ave
Sample Matrix: GROUNDWATER
Date/Time Sampled 5/28/2009 9:10:00 AM

Lab Sample ID: 0905183-023
Date Prepared: 6/2/2009-6/3/2009

Parameters	Analysis Method	Date Analyzed	RL	Dilution Factor	MRL	Result	Units	Analytical Batch
1,1,1,2-Tetrachloroethane	SW8260B	6/2/2009	1	1	1.0	ND	µg/L	R19736
1,1,1-Trichloroethane	SW8260B	6/2/2009	0.5	1	0.50	ND	µg/L	R19736
1,1,2,2-Tetrachloroethane	SW8260B	6/2/2009	1	1	1.0	ND	µg/L	R19736
1,1,2-Trichloroethane	SW8260B	6/2/2009	0.5	1	0.50	1.5	µg/L	R19736
1,1-Dichloroethane	SW8260B	6/2/2009	0.5	1	0.50	ND	µg/L	R19736
1,1-Dichloroethene	SW8260B	6/2/2009	1	1	1.0	ND	µg/L	R19736
1,1-Dichloropropene	SW8260B	6/2/2009	0.5	1	0.50	ND	µg/L	R19736
1,2,3-Trichlorobenzene	SW8260B	6/2/2009	1	1	1.0	ND	µg/L	R19736
1,2,3-Trichloropropane	SW8260B	6/2/2009	1	1	1.0	ND	µg/L	R19736
1,2,4-Trichlorobenzene	SW8260B	6/2/2009	1	1	1.0	ND	µg/L	R19736
1,2,4-Trimethylbenzene	SW8260B	6/2/2009	0.5	1	0.50	ND	µg/L	R19736
1,2-Dibromo-3-chloropropane	SW8260B	6/2/2009	0.5	1	0.50	ND	µg/L	R19736
1,2-Dibromoethane (EDB)	SW8260B	6/2/2009	0.5	1	0.50	ND	µg/L	R19736
1,2-Dichlorobenzene	SW8260B	6/2/2009	0.5	1	0.50	ND	µg/L	R19736
1,2-Dichloroethane (EDC)	SW8260B	6/2/2009	0.5	1	0.50	ND	µg/L	R19736
1,2-Dichloropropane	SW8260B	6/2/2009	1	1	1.0	ND	µg/L	R19736
1,3,5-Trimethylbenzene	SW8260B	6/2/2009	0.5	1	0.50	ND	µg/L	R19736
1,3-Dichlorobenzene	SW8260B	6/2/2009	0.5	1	0.50	0.55	µg/L	R19736
1,3-Dichloropropene	SW8260B	6/2/2009	0.5	1	0.50	ND	µg/L	R19736
1,4-Dichlorobenzene	SW8260B	6/2/2009	0.5	1	0.50	ND	µg/L	R19736
2,2-Dichloropropane	SW8260B	6/2/2009	0.5	1	0.50	ND	µg/L	R19736
2-Chloroethyl vinyl ether	SW8260B	6/2/2009	6	1	6.0	ND	µg/L	R19736
2-Chlorotoluene	SW8260B	6/2/2009	0.5	1	0.50	ND	µg/L	R19736
4-Chlorotoluene	SW8260B	6/2/2009	0.5	1	0.50	ND	µg/L	R19736
4-Isopropyltoluene	SW8260B	6/2/2009	0.5	1	0.50	ND	µg/L	R19736
Acetone	SW8260B	6/2/2009	10	1	10	ND	µg/L	R19736
Benzene	SW8260B	6/2/2009	0.5	1	0.50	ND	µg/L	R19736
Bromobenzene	SW8260B	6/2/2009	0.5	1	0.50	ND	µg/L	R19736
Bromochloromethane	SW8260B	6/2/2009	0.5	1	0.50	ND	µg/L	R19736
Bromodichloromethane	SW8260B	6/2/2009	0.5	1	0.50	ND	µg/L	R19736
Bromoform	SW8260B	6/2/2009	1	1	1.0	ND	µg/L	R19736
Bromomethane	SW8260B	6/2/2009	1	1	1.0	ND	µg/L	R19736
Carbon tetrachloride	SW8260B	6/2/2009	1	1	1.0	ND	µg/L	R19736
Chlorobenzene	SW8260B	6/2/2009	0.5	1	0.50	ND	µg/L	R19736
Chloroform	SW8260B	6/2/2009	0.5	1	0.50	2.1	µg/L	R19736
Chloromethane	SW8260B	6/2/2009	0.5	1	0.50	ND	µg/L	R19736
cis-1,2-Dichloroethene	SW8260B	6/2/2009	0.5	1	0.50	10	µg/L	R19736
cis-1,3-Dichloropropene	SW8260B	6/2/2009	0.5	1	0.50	ND	µg/L	R19736
Dibromochloromethane	SW8260B	6/2/2009	0.5	1	0.50	ND	µg/L	R19736
Dibromomethane	SW8260B	6/2/2009	0.5	1	0.50	ND	µg/L	R19736
Dichlorodifluoromethane	SW8260B	6/2/2009	0.5	1	0.50	ND	µg/L	R19736
Diisopropyl ether (DIPE)	SW8260B	6/2/2009	0.5	1	0.50	ND	µg/L	R19736
Ethyl tert-butyl ether (ETBE)	SW8260B	6/2/2009	0.5	1	0.50	ND	µg/L	R19736

These analyses were performed according to State of California Environmental Laboratory Accreditation program, Certificate # 1991

Report prepared for: Karen Emery
Fugro, Inc

Date Received: 5/28/2009
Date Reported: 6/22/2009

Client Sample ID: B-1
Sample Location: 728 73rd Ave
Sample Matrix: GROUNDWATER
Date/Time Sampled 5/28/2009 9:10:00 AM

Lab Sample ID: 0905183-023
Date Prepared: 6/2/2009-6/3/2009

Parameters	Analysis Method	Date Analyzed	RL	Dilution Factor	MRL	Result	Units	Analytical Batch
Ethylbenzene	SW8260B	6/2/2009	0.5	1	0.50	ND	µg/L	R19736
Freon-113	SW8260B	6/2/2009	1	1	1.0	ND	µg/L	R19736
Hexachlorobutadiene	SW8260B	6/2/2009	0.5	1	0.50	ND	µg/L	R19736
Isopropylbenzene	SW8260B	6/2/2009	1	1	1.0	ND	µg/L	R19736
Methyl tert-butyl ether (MTBE)	SW8260B	6/2/2009	0.5	1	0.50	ND	µg/L	R19736
Methylene chloride	SW8260B	6/2/2009	5	1	5.0	ND	µg/L	R19736
Naphthalene	SW8260B	6/2/2009	1	1	1.0	ND	µg/L	R19736
n-Butylbenzene	SW8260B	6/2/2009	0.5	1	0.50	ND	µg/L	R19736
n-Propylbenzene	SW8260B	6/2/2009	0.5	1	0.50	ND	µg/L	R19736
sec-Butylbenzene	SW8260B	6/2/2009	0.5	1	0.50	ND	µg/L	R19736
Styrene	SW8260B	6/2/2009	0.5	1	0.50	ND	µg/L	R19736
t-Butyl alcohol (t-Butanol)	SW8260B	6/2/2009	5	1	5.0	ND	µg/L	R19736
tert-Amyl methyl ether (TAME)	SW8260B	6/2/2009	0.5	1	0.50	ND	µg/L	R19736
tert-Butylbenzene	SW8260B	6/2/2009	0.5	1	0.50	ND	µg/L	R19736
Tetrachloroethene	SW8260B	6/3/2009	0.5	8.8	4.4	160	µg/L	R19750
Toluene	SW8260B	6/2/2009	0.5	1	0.50	ND	µg/L	R19736
trans-1,2-Dichloroethene	SW8260B	6/2/2009	0.5	1	0.50	ND	µg/L	R19736
trans-1,3-Dichloropropene	SW8260B	6/2/2009	0.5	1	0.50	ND	µg/L	R19736
Trichloroethene	SW8260B	6/3/2009	0.5	8.8	4.4	300	µg/L	R19750
Trichlorofluoromethane	SW8260B	6/2/2009	0.5	1	0.50	ND	µg/L	R19736
Vinyl chloride	SW8260B	6/2/2009	0.5	1	0.50	ND	µg/L	R19736
Xylenes, Total	SW8260B	6/2/2009	1.5	1	1.5	ND	µg/L	R19736
Surr: Dibromofluoromethane	SW8260B	6/2/2009	0	1	61.2-131	101	%REC	R19736
Surr: Dibromofluoromethane	SW8260B	6/3/2009	0	8.8	61.2-131	97.3	%REC	R19750
Surr: 4-Bromofluorobenzene	SW8260B	6/2/2009	0	1	64.1-120	110	%REC	R19736
Surr: 4-Bromofluorobenzene	SW8260B	6/3/2009	0	8.8	64.1-120	111	%REC	R19750
Surr: Toluene-d8	SW8260B	6/2/2009	0	1	75.1-127	102	%REC	R19736
Surr: Toluene-d8	SW8260B	6/3/2009	0	8.8	75.1-127	99.7	%REC	R19750

These analyses were performed according to State of California Environmental Laboratory Accreditation program, Certificate # 1991

Report prepared for: Karen Emery
Fugro, Inc

Date Received: 5/28/2009
Date Reported: 6/22/2009

Client Sample ID: B-2
Sample Location: 728 73rd Ave
Sample Matrix: GROUNDWATER
Date/Time Sampled 5/27/2009 2:00:00 PM

Lab Sample ID: 0905183-024
Date Prepared: 6/2/2009-6/3/2009

Parameters	Analysis Method	Date Analyzed	RL	Dilution Factor	MRL	Result	Units	Analytical Batch
TPH (Diesel-SG)	SW8015B	6/4/2009	0.1	1	0.10	ND	mg/L	R19780
TPH (Motor Oil-SG)	SW8015B	6/4/2009	0.2	1	0.20	ND	mg/L	R19780
Surr: Pentacosane	SW8015B	6/4/2009	0	1	64.2-123	103	%REC	R19780
TPH (Gasoline)	SW8015B	6/3/2009	0.05	1	0.050	0.86x	mg/L	R19754
Surr: Trifluorotoluene	SW8015B	6/3/2009	0	1	65-135	130	%REC	R19754

Note: x- Sample chromatogram does not resemble gasoline standard pattern. Reported value due to individual HVOC peaks within range of C5-C12 quantified as Gasoline S- Surrogate recovery out of limit. Matrix effect suspected.

These analyses were performed according to State of California Environmental Laboratory Accreditation program, Certificate # 1991

Report prepared for: Karen Emery
Fugro, Inc

Date Received: 5/28/2009
Date Reported: 6/22/2009

Client Sample ID: B-2
Sample Location: 728 73rd Ave
Sample Matrix: GROUNDWATER
Date/Time Sampled 5/27/2009 2:00:00 PM

Lab Sample ID: 0905183-024
Date Prepared: 6/2/2009-6/3/2009

Parameters	Analysis Method	Date Analyzed	RL	Dilution Factor	MRL	Result	Units	Analytical Batch
1,1,1,2-Tetrachloroethane	SW8260B	6/2/2009	1	1	1.0	ND	µg/L	R19736
1,1,1-Trichloroethane	SW8260B	6/2/2009	0.5	1	0.50	ND	µg/L	R19736
1,1,2,2-Tetrachloroethane	SW8260B	6/2/2009	1	1	1.0	ND	µg/L	R19736
1,1,2-Trichloroethane	SW8260B	6/2/2009	0.5	1	0.50	0.55	µg/L	R19736
1,1-Dichloroethane	SW8260B	6/2/2009	0.5	1	0.50	ND	µg/L	R19736
1,1-Dichloroethene	SW8260B	6/2/2009	1	1	1.0	ND	µg/L	R19736
1,1-Dichloropropene	SW8260B	6/2/2009	0.5	1	0.50	ND	µg/L	R19736
1,2,3-Trichlorobenzene	SW8260B	6/2/2009	1	1	1.0	ND	µg/L	R19736
1,2,3-Trichloropropane	SW8260B	6/2/2009	1	1	1.0	ND	µg/L	R19736
1,2,4-Trichlorobenzene	SW8260B	6/2/2009	1	1	1.0	ND	µg/L	R19736
1,2,4-Trimethylbenzene	SW8260B	6/2/2009	0.5	1	0.50	ND	µg/L	R19736
1,2-Dibromo-3-chloropropane	SW8260B	6/2/2009	0.5	1	0.50	ND	µg/L	R19736
1,2-Dibromoethane (EDB)	SW8260B	6/2/2009	0.5	1	0.50	ND	µg/L	R19736
1,2-Dichlorobenzene	SW8260B	6/2/2009	0.5	1	0.50	ND	µg/L	R19736
1,2-Dichloroethane (EDC)	SW8260B	6/2/2009	0.5	1	0.50	ND	µg/L	R19736
1,2-Dichloropropane	SW8260B	6/2/2009	1	1	1.0	ND	µg/L	R19736
1,3,5-Trimethylbenzene	SW8260B	6/2/2009	0.5	1	0.50	ND	µg/L	R19736
1,3-Dichlorobenzene	SW8260B	6/2/2009	0.5	1	0.50	ND	µg/L	R19736
1,3-Dichloropropene	SW8260B	6/2/2009	0.5	1	0.50	ND	µg/L	R19736
1,4-Dichlorobenzene	SW8260B	6/2/2009	0.5	1	0.50	ND	µg/L	R19736
2,2-Dichloropropane	SW8260B	6/2/2009	0.5	1	0.50	ND	µg/L	R19736
2-Chloroethyl vinyl ether	SW8260B	6/2/2009	6	1	6.0	ND	µg/L	R19736
2-Chlorotoluene	SW8260B	6/2/2009	0.5	1	0.50	ND	µg/L	R19736
4-Chlorotoluene	SW8260B	6/2/2009	0.5	1	0.50	ND	µg/L	R19736
4-Isopropyltoluene	SW8260B	6/2/2009	0.5	1	0.50	ND	µg/L	R19736
Acetone	SW8260B	6/2/2009	10	1	10	ND	µg/L	R19736
Benzene	SW8260B	6/2/2009	0.5	1	0.50	ND	µg/L	R19736
Bromobenzene	SW8260B	6/2/2009	0.5	1	0.50	ND	µg/L	R19736
Bromochloromethane	SW8260B	6/2/2009	0.5	1	0.50	ND	µg/L	R19736
Bromodichloromethane	SW8260B	6/2/2009	0.5	1	0.50	ND	µg/L	R19736
Bromoform	SW8260B	6/2/2009	1	1	1.0	ND	µg/L	R19736
Bromomethane	SW8260B	6/2/2009	1	1	1.0	ND	µg/L	R19736
Carbon tetrachloride	SW8260B	6/2/2009	1	1	1.0	ND	µg/L	R19736
Chlorobenzene	SW8260B	6/2/2009	0.5	1	0.50	ND	µg/L	R19736
Chloroform	SW8260B	6/2/2009	0.5	1	0.50	1.2	µg/L	R19736
Chloromethane	SW8260B	6/2/2009	0.5	1	0.50	ND	µg/L	R19736
cis-1,2-Dichloroethene	SW8260B	6/2/2009	0.5	1	0.50	15	µg/L	R19736
cis-1,3-Dichloropropene	SW8260B	6/2/2009	0.5	1	0.50	ND	µg/L	R19736
Dibromochloromethane	SW8260B	6/2/2009	0.5	1	0.50	ND	µg/L	R19736
Dibromomethane	SW8260B	6/2/2009	0.5	1	0.50	ND	µg/L	R19736
Dichlorodifluoromethane	SW8260B	6/2/2009	0.5	1	0.50	ND	µg/L	R19736
Diisopropyl ether (DIPE)	SW8260B	6/2/2009	0.5	1	0.50	0.64	µg/L	R19736
Ethyl tert-butyl ether (ETBE)	SW8260B	6/2/2009	0.5	1	0.50	ND	µg/L	R19736

These analyses were performed according to State of California Environmental Laboratory Accreditation program, Certificate # 1991

Report prepared for: Karen Emery
Fugro, Inc

Date Received: 5/28/2009
Date Reported: 6/22/2009

Client Sample ID: B-2
Sample Location: 728 73rd Ave
Sample Matrix: GROUNDWATER
Date/Time Sampled 5/27/2009 2:00:00 PM

Lab Sample ID: 0905183-024
Date Prepared: 6/2/2009-6/3/2009

Parameters	Analysis Method	Date Analyzed	RL	Dilution Factor	MRL	Result	Units	Analytical Batch
Ethylbenzene	SW8260B	6/2/2009	0.5	1	0.50	ND	µg/L	R19736
Freon-113	SW8260B	6/2/2009	1	1	1.0	ND	µg/L	R19736
Hexachlorobutadiene	SW8260B	6/2/2009	0.5	1	0.50	ND	µg/L	R19736
Isopropylbenzene	SW8260B	6/2/2009	1	1	1.0	ND	µg/L	R19736
Methyl tert-butyl ether (MTBE)	SW8260B	6/2/2009	0.5	1	0.50	ND	µg/L	R19736
Methylene chloride	SW8260B	6/2/2009	5	1	5.0	ND	µg/L	R19736
Naphthalene	SW8260B	6/2/2009	1	1	1.0	ND	µg/L	R19736
n-Butylbenzene	SW8260B	6/2/2009	0.5	1	0.50	ND	µg/L	R19736
n-Propylbenzene	SW8260B	6/2/2009	0.5	1	0.50	ND	µg/L	R19736
sec-Butylbenzene	SW8260B	6/2/2009	0.5	1	0.50	ND	µg/L	R19736
Styrene	SW8260B	6/2/2009	0.5	1	0.50	ND	µg/L	R19736
t-Butyl alcohol (t-Butanol)	SW8260B	6/2/2009	5	1	5.0	ND	µg/L	R19736
tert-Amyl methyl ether (TAME)	SW8260B	6/2/2009	0.5	1	0.50	ND	µg/L	R19736
tert-Butylbenzene	SW8260B	6/2/2009	0.5	1	0.50	ND	µg/L	R19736
Tetrachloroethene	SW8260B	6/3/2009	0.5	8.8	4.4	590	µg/L	R19750
Toluene	SW8260B	6/2/2009	0.5	1	0.50	ND	µg/L	R19736
trans-1,2-Dichloroethene	SW8260B	6/2/2009	0.5	1	0.50	0.85	µg/L	R19736
trans-1,3-Dichloropropene	SW8260B	6/2/2009	0.5	1	0.50	ND	µg/L	R19736
Trichloroethene	SW8260B	6/3/2009	0.5	8.8	4.4	540	µg/L	R19750
Trichlorofluoromethane	SW8260B	6/2/2009	0.5	1	0.50	13	µg/L	R19736
Vinyl chloride	SW8260B	6/2/2009	0.5	1	0.50	ND	µg/L	R19736
Xylenes, Total	SW8260B	6/2/2009	1.5	1	1.5	ND	µg/L	R19736
Surr: Dibromofluoromethane	SW8260B	6/2/2009	0	1	61.2-131	99.6	%REC	R19736
Surr: Dibromofluoromethane	SW8260B	6/3/2009	0	8.8	61.2-131	101	%REC	R19750
Surr: 4-Bromofluorobenzene	SW8260B	6/3/2009	0	8.8	64.1-120	117	%REC	R19750
Surr: 4-Bromofluorobenzene	SW8260B	6/2/2009	0	1	64.1-120	113	%REC	R19736
Surr: Toluene-d8	SW8260B	6/2/2009	0	1	75.1-127	103	%REC	R19736
Surr: Toluene-d8	SW8260B	6/3/2009	0	8.8	75.1-127	98.9	%REC	R19750

These analyses were performed according to State of California Environmental Laboratory Accreditation program, Certificate # 1991

Report prepared for: Karen Emery
Fugro, Inc

Date Received: 5/28/2009
Date Reported: 6/22/2009

Client Sample ID: B-3
Sample Location: 728 73rd Ave
Sample Matrix: GROUNDWATER
Date/Time Sampled 5/27/2009 12:00:00 PM

Lab Sample ID: 0905183-025
Date Prepared: 6/2/2009-6/3/2009

Parameters	Analysis Method	Date Analyzed	RL	Dilution Factor	MRL	Result	Units	Analytical Batch
TPH (Diesel-SG)	SW8015B	6/4/2009	0.1	1	0.10	ND	mg/L	R19780
TPH (Motor Oil-SG)	SW8015B	6/4/2009	0.2	1	0.20	ND	mg/L	R19780
Surr: Pentacosane	SW8015B	6/4/2009	0	1	64.2-123	102	%REC	R19780
TPH (Gasoline)	SW8015B	6/3/2009	0.05	1	0.050	0.76x	mg/L	R19754
Surr: Trifluorotoluene	SW8015B	6/3/2009	0	1	65-135	137 S	%REC	R19754

Note: x- Sample chromatogram does not resemble gasoline standard pattern. Reported value due to individual HVOC peaks within range of C5-C12 quantified as Gasoline S- Surrogate recovery out of limit. Matrix effect suspected.

These analyses were performed according to State of California Environmental Laboratory Accreditation program, Certificate # 1991

Report prepared for: Karen Emery
Fugro, Inc

Date Received: 5/28/2009
Date Reported: 6/22/2009

Client Sample ID: B-3
Sample Location: 728 73rd Ave
Sample Matrix: GROUNDWATER
Date/Time Sampled 5/27/2009 12:00:00 PM

Lab Sample ID: 0905183-025
Date Prepared: 6/2/2009-6/3/2009

Parameters	Analysis Method	Date Analyzed	RL	Dilution Factor	MRL	Result	Units	Analytical Batch
1,1,1,2-Tetrachloroethane	SW8260B	6/2/2009	1	1	1.0	ND	µg/L	R19736
1,1,1-Trichloroethane	SW8260B	6/2/2009	0.5	1	0.50	ND	µg/L	R19736
1,1,2,2-Tetrachloroethane	SW8260B	6/2/2009	1	1	1.0	ND	µg/L	R19736
1,1,2-Trichloroethane	SW8260B	6/2/2009	0.5	1	0.50	0.77	µg/L	R19736
1,1-Dichloroethane	SW8260B	6/2/2009	0.5	1	0.50	ND	µg/L	R19736
1,1-Dichloroethene	SW8260B	6/2/2009	1	1	1.0	ND	µg/L	R19736
1,1-Dichloropropene	SW8260B	6/2/2009	0.5	1	0.50	ND	µg/L	R19736
1,2,3-Trichlorobenzene	SW8260B	6/2/2009	1	1	1.0	ND	µg/L	R19736
1,2,3-Trichloropropane	SW8260B	6/2/2009	1	1	1.0	ND	µg/L	R19736
1,2,4-Trichlorobenzene	SW8260B	6/2/2009	1	1	1.0	ND	µg/L	R19736
1,2,4-Trimethylbenzene	SW8260B	6/2/2009	0.5	1	0.50	ND	µg/L	R19736
1,2-Dibromo-3-chloropropane	SW8260B	6/2/2009	0.5	1	0.50	ND	µg/L	R19736
1,2-Dibromoethane (EDB)	SW8260B	6/2/2009	0.5	1	0.50	ND	µg/L	R19736
1,2-Dichlorobenzene	SW8260B	6/2/2009	0.5	1	0.50	ND	µg/L	R19736
1,2-Dichloroethane (EDC)	SW8260B	6/2/2009	0.5	1	0.50	ND	µg/L	R19736
1,2-Dichloropropane	SW8260B	6/2/2009	1	1	1.0	ND	µg/L	R19736
1,3,5-Trimethylbenzene	SW8260B	6/2/2009	0.5	1	0.50	ND	µg/L	R19736
1,3-Dichlorobenzene	SW8260B	6/2/2009	0.5	1	0.50	2.4	µg/L	R19736
1,3-Dichloropropene	SW8260B	6/2/2009	0.5	1	0.50	ND	µg/L	R19736
1,4-Dichlorobenzene	SW8260B	6/2/2009	0.5	1	0.50	ND	µg/L	R19736
2,2-Dichloropropane	SW8260B	6/2/2009	0.5	1	0.50	ND	µg/L	R19736
2-Chloroethyl vinyl ether	SW8260B	6/2/2009	6	1	6.0	ND	µg/L	R19736
2-Chlorotoluene	SW8260B	6/2/2009	0.5	1	0.50	ND	µg/L	R19736
4-Chlorotoluene	SW8260B	6/2/2009	0.5	1	0.50	ND	µg/L	R19736
4-Isopropyltoluene	SW8260B	6/2/2009	0.5	1	0.50	ND	µg/L	R19736
Acetone	SW8260B	6/2/2009	10	1	10	ND	µg/L	R19736
Benzene	SW8260B	6/2/2009	0.5	1	0.50	ND	µg/L	R19736
Bromobenzene	SW8260B	6/2/2009	0.5	1	0.50	ND	µg/L	R19736
Bromochloromethane	SW8260B	6/2/2009	0.5	1	0.50	ND	µg/L	R19736
Bromodichloromethane	SW8260B	6/2/2009	0.5	1	0.50	ND	µg/L	R19736
Bromoform	SW8260B	6/2/2009	1	1	1.0	ND	µg/L	R19736
Bromomethane	SW8260B	6/2/2009	1	1	1.0	ND	µg/L	R19736
Carbon tetrachloride	SW8260B	6/2/2009	1	1	1.0	ND	µg/L	R19736
Chlorobenzene	SW8260B	6/2/2009	0.5	1	0.50	ND	µg/L	R19736
Chloroform	SW8260B	6/2/2009	0.5	1	0.50	0.51	µg/L	R19736
Chloromethane	SW8260B	6/2/2009	0.5	1	0.50	ND	µg/L	R19736
cis-1,2-Dichloroethene	SW8260B	6/2/2009	0.5	1	0.50	65	µg/L	R19736
cis-1,3-Dichloropropene	SW8260B	6/2/2009	0.5	1	0.50	ND	µg/L	R19736
Dibromochloromethane	SW8260B	6/2/2009	0.5	1	0.50	ND	µg/L	R19736
Dibromomethane	SW8260B	6/2/2009	0.5	1	0.50	ND	µg/L	R19736
Dichlorodifluoromethane	SW8260B	6/2/2009	0.5	1	0.50	ND	µg/L	R19736
Diisopropyl ether (DIPE)	SW8260B	6/2/2009	0.5	1	0.50	ND	µg/L	R19736
Ethyl tert-butyl ether (ETBE)	SW8260B	6/2/2009	0.5	1	0.50	ND	µg/L	R19736

These analyses were performed according to State of California Environmental Laboratory Accreditation program, Certificate # 1991

Report prepared for: Karen Emery
Fugro, Inc

Date Received: 5/28/2009
Date Reported: 6/22/2009

Client Sample ID: B-3
Sample Location: 728 73rd Ave
Sample Matrix: GROUNDWATER
Date/Time Sampled 5/27/2009 12:00:00 PM

Lab Sample ID: 0905183-025
Date Prepared: 6/2/2009-6/3/2009

Parameters	Analysis Method	Date Analyzed	RL	Dilution Factor	MRL	Result	Units	Analytical Batch
Ethylbenzene	SW8260B	6/2/2009	0.5	1	0.50	1.6	µg/L	R19736
Freon-113	SW8260B	6/2/2009	1	1	1.0	ND	µg/L	R19736
Hexachlorobutadiene	SW8260B	6/2/2009	0.5	1	0.50	ND	µg/L	R19736
Isopropylbenzene	SW8260B	6/2/2009	1	1	1.0	ND	µg/L	R19736
Methyl tert-butyl ether (MTBE)	SW8260B	6/2/2009	0.5	1	0.50	ND	µg/L	R19736
Methylene chloride	SW8260B	6/2/2009	5	1	5.0	ND	µg/L	R19736
Naphthalene	SW8260B	6/2/2009	1	1	1.0	ND	µg/L	R19736
n-Butylbenzene	SW8260B	6/2/2009	0.5	1	0.50	ND	µg/L	R19736
n-Propylbenzene	SW8260B	6/2/2009	0.5	1	0.50	ND	µg/L	R19736
sec-Butylbenzene	SW8260B	6/2/2009	0.5	1	0.50	ND	µg/L	R19736
Styrene	SW8260B	6/2/2009	0.5	1	0.50	ND	µg/L	R19736
t-Butyl alcohol (t-Butanol)	SW8260B	6/2/2009	5	1	5.0	ND	µg/L	R19736
tert-Amyl methyl ether (TAME)	SW8260B	6/2/2009	0.5	1	0.50	ND	µg/L	R19736
tert-Butylbenzene	SW8260B	6/2/2009	0.5	1	0.50	ND	µg/L	R19736
Tetrachloroethene	SW8260B	6/3/2009	0.5	11	5.5	620	µg/L	R19750
Toluene	SW8260B	6/2/2009	0.5	1	0.50	ND	µg/L	R19736
trans-1,2-Dichloroethene	SW8260B	6/2/2009	0.5	1	0.50	4.4	µg/L	R19736
trans-1,3-Dichloropropene	SW8260B	6/2/2009	0.5	1	0.50	ND	µg/L	R19736
Trichloroethene	SW8260B	6/3/2009	0.5	11	5.5	280	µg/L	R19750
Trichlorofluoromethane	SW8260B	6/2/2009	0.5	1	0.50	2.8	µg/L	R19736
Vinyl chloride	SW8260B	6/2/2009	0.5	1	0.50	2.2	µg/L	R19736
Xylenes, Total	SW8260B	6/2/2009	1.5	1	1.5	6.6	µg/L	R19736
Surr: Dibromofluoromethane	SW8260B	6/2/2009	0	1	61.2-131	103	%REC	R19736
Surr: Dibromofluoromethane	SW8260B	6/3/2009	0	11	61.2-131	102	%REC	R19750
Surr: 4-Bromofluorobenzene	SW8260B	6/3/2009	0	11	64.1-120	118	%REC	R19750
Surr: 4-Bromofluorobenzene	SW8260B	6/2/2009	0	1	64.1-120	121	%REC	R19736
Surr: Toluene-d8	SW8260B	6/2/2009	0	1	75.1-127	98.5	%REC	R19736
Surr: Toluene-d8	SW8260B	6/3/2009	0	11	75.1-127	98.9	%REC	R19750

These analyses were performed according to State of California Environmental Laboratory Accreditation program, Certificate # 1991

Report prepared for: Karen Emery
Fugro, Inc

Date Received: 5/28/2009
Date Reported: 6/22/2009

Client Sample ID: B-4
Sample Location: 728 73rd Ave
Sample Matrix: GROUNDWATER
Date/Time Sampled 5/27/2009 1:00:00 PM

Lab Sample ID: 0905183-026
Date Prepared: 6/2/2009-6/3/2009

Parameters	Analysis Method	Date Analyzed	RL	Dilution Factor	MRL	Result	Units	Analytical Batch
TPH (Diesel-SG)	SW8015B	6/4/2009	0.1	1	0.10	ND	mg/L	R19780
TPH (Motor Oil-SG)	SW8015B	6/4/2009	0.2	1	0.20	ND	mg/L	R19780
Surr: Pentacosane	SW8015B	6/4/2009	0	1	64.2-123	109	%REC	R19780
TPH (Gasoline)	SW8015B	6/3/2009	0.05	1	0.050	0.33x	mg/L	R19754
Surr: Trifluorotoluene	SW8015B	6/3/2009	0	1	65-135	129	%REC	R19754

Note: x- Sample chromatogram does not resemble gasoline standard pattern. Reported value due to individual HVOC peaks within range of C5-C12 quantified as Gasoline S- Surrogate recovery out of limit. Matrix effect suspected.

These analyses were performed according to State of California Environmental Laboratory Accreditation program, Certificate # 1991

Report prepared for: Karen Emery
Fugro, Inc

Date Received: 5/28/2009
Date Reported: 6/22/2009

Client Sample ID: B-4
Sample Location: 728 73rd Ave
Sample Matrix: GROUNDWATER
Date/Time Sampled 5/27/2009 1:00:00 PM

Lab Sample ID: 0905183-026
Date Prepared: 6/2/2009-6/3/2009

Parameters	Analysis Method	Date Analyzed	RL	Dilution Factor	MRL	Result	Units	Analytical Batch
1,1,1,2-Tetrachloroethane	SW8260B	6/2/2009	1	1	1.0	ND	µg/L	R19736
1,1,1-Trichloroethane	SW8260B	6/2/2009	0.5	1	0.50	ND	µg/L	R19736
1,1,2,2-Tetrachloroethane	SW8260B	6/2/2009	1	1	1.0	ND	µg/L	R19736
1,1,2-Trichloroethane	SW8260B	6/2/2009	0.5	1	0.50	ND	µg/L	R19736
1,1-Dichloroethane	SW8260B	6/2/2009	0.5	1	0.50	ND	µg/L	R19736
1,1-Dichloroethene	SW8260B	6/2/2009	1	1	1.0	ND	µg/L	R19736
1,1-Dichloropropene	SW8260B	6/2/2009	0.5	1	0.50	ND	µg/L	R19736
1,2,3-Trichlorobenzene	SW8260B	6/2/2009	1	1	1.0	ND	µg/L	R19736
1,2,3-Trichloropropane	SW8260B	6/2/2009	1	1	1.0	ND	µg/L	R19736
1,2,4-Trichlorobenzene	SW8260B	6/2/2009	1	1	1.0	ND	µg/L	R19736
1,2,4-Trimethylbenzene	SW8260B	6/2/2009	0.5	1	0.50	ND	µg/L	R19736
1,2-Dibromo-3-chloropropane	SW8260B	6/2/2009	0.5	1	0.50	ND	µg/L	R19736
1,2-Dibromoethane (EDB)	SW8260B	6/2/2009	0.5	1	0.50	ND	µg/L	R19736
1,2-Dichlorobenzene	SW8260B	6/2/2009	0.5	1	0.50	ND	µg/L	R19736
1,2-Dichloroethane (EDC)	SW8260B	6/2/2009	0.5	1	0.50	ND	µg/L	R19736
1,2-Dichloropropane	SW8260B	6/2/2009	1	1	1.0	ND	µg/L	R19736
1,3,5-Trimethylbenzene	SW8260B	6/2/2009	0.5	1	0.50	ND	µg/L	R19736
1,3-Dichlorobenzene	SW8260B	6/2/2009	0.5	1	0.50	ND	µg/L	R19736
1,3-Dichloropropene	SW8260B	6/2/2009	0.5	1	0.50	ND	µg/L	R19736
1,4-Dichlorobenzene	SW8260B	6/2/2009	0.5	1	0.50	ND	µg/L	R19736
2,2-Dichloropropane	SW8260B	6/2/2009	0.5	1	0.50	ND	µg/L	R19736
2-Chloroethyl vinyl ether	SW8260B	6/2/2009	6	1	6.0	ND	µg/L	R19736
2-Chlorotoluene	SW8260B	6/2/2009	0.5	1	0.50	ND	µg/L	R19736
4-Chlorotoluene	SW8260B	6/2/2009	0.5	1	0.50	ND	µg/L	R19736
4-Isopropyltoluene	SW8260B	6/2/2009	0.5	1	0.50	ND	µg/L	R19736
Acetone	SW8260B	6/2/2009	10	1	10	ND	µg/L	R19736
Benzene	SW8260B	6/2/2009	0.5	1	0.50	ND	µg/L	R19736
Bromobenzene	SW8260B	6/2/2009	0.5	1	0.50	ND	µg/L	R19736
Bromochloromethane	SW8260B	6/2/2009	0.5	1	0.50	ND	µg/L	R19736
Bromodichloromethane	SW8260B	6/2/2009	0.5	1	0.50	ND	µg/L	R19736
Bromoform	SW8260B	6/2/2009	1	1	1.0	ND	µg/L	R19736
Bromomethane	SW8260B	6/2/2009	1	1	1.0	ND	µg/L	R19736
Carbon tetrachloride	SW8260B	6/2/2009	1	1	1.0	ND	µg/L	R19736
Chlorobenzene	SW8260B	6/2/2009	0.5	1	0.50	ND	µg/L	R19736
Chloroform	SW8260B	6/2/2009	0.5	1	0.50	ND	µg/L	R19736
Chloromethane	SW8260B	6/2/2009	0.5	1	0.50	ND	µg/L	R19736
cis-1,2-Dichloroethene	SW8260B	6/2/2009	0.5	1	0.50	54	µg/L	R19736
cis-1,3-Dichloropropene	SW8260B	6/2/2009	0.5	1	0.50	ND	µg/L	R19736
Dibromochloromethane	SW8260B	6/2/2009	0.5	1	0.50	ND	µg/L	R19736
Dibromomethane	SW8260B	6/2/2009	0.5	1	0.50	ND	µg/L	R19736
Dichlorodifluoromethane	SW8260B	6/2/2009	0.5	1	0.50	ND	µg/L	R19736
Diisopropyl ether (DIPE)	SW8260B	6/2/2009	0.5	1	0.50	0.82	µg/L	R19736
Ethyl tert-butyl ether (ETBE)	SW8260B	6/2/2009	0.5	1	0.50	ND	µg/L	R19736

These analyses were performed according to State of California Environmental Laboratory Accreditation program, Certificate # 1991

Report prepared for: Karen Emery
Fugro, Inc

Date Received: 5/28/2009
Date Reported: 6/22/2009

Client Sample ID: B-4
Sample Location: 728 73rd Ave
Sample Matrix: GROUNDWATER
Date/Time Sampled 5/27/2009 1:00:00 PM

Lab Sample ID: 0905183-026
Date Prepared: 6/2/2009-6/3/2009

Parameters	Analysis Method	Date Analyzed	RL	Dilution Factor	MRL	Result	Units	Analytical Batch
Ethylbenzene	SW8260B	6/2/2009	0.5	1	0.50	ND	µg/L	R19736
Freon-113	SW8260B	6/2/2009	1	1	1.0	ND	µg/L	R19736
Hexachlorobutadiene	SW8260B	6/2/2009	0.5	1	0.50	ND	µg/L	R19736
Isopropylbenzene	SW8260B	6/2/2009	1	1	1.0	ND	µg/L	R19736
Methyl tert-butyl ether (MTBE)	SW8260B	6/2/2009	0.5	1	0.50	ND	µg/L	R19736
Methylene chloride	SW8260B	6/2/2009	5	1	5.0	ND	µg/L	R19736
Naphthalene	SW8260B	6/2/2009	1	1	1.0	ND	µg/L	R19736
n-Butylbenzene	SW8260B	6/2/2009	0.5	1	0.50	ND	µg/L	R19736
n-Propylbenzene	SW8260B	6/2/2009	0.5	1	0.50	ND	µg/L	R19736
sec-Butylbenzene	SW8260B	6/2/2009	0.5	1	0.50	ND	µg/L	R19736
Styrene	SW8260B	6/2/2009	0.5	1	0.50	ND	µg/L	R19736
t-Butyl alcohol (t-Butanol)	SW8260B	6/2/2009	5	1	5.0	ND	µg/L	R19736
tert-Amyl methyl ether (TAME)	SW8260B	6/2/2009	0.5	1	0.50	ND	µg/L	R19736
tert-Butylbenzene	SW8260B	6/2/2009	0.5	1	0.50	ND	µg/L	R19736
Tetrachloroethene	SW8260B	6/3/2009	0.5	8.8	4.4	310	µg/L	R19750
Toluene	SW8260B	6/2/2009	0.5	1	0.50	ND	µg/L	R19736
trans-1,2-Dichloroethene	SW8260B	6/2/2009	0.5	1	0.50	1.6	µg/L	R19736
trans-1,3-Dichloropropene	SW8260B	6/2/2009	0.5	1	0.50	ND	µg/L	R19736
Trichloroethene	SW8260B	6/2/2009	0.5	1	0.50	89	µg/L	R19736
Trichlorofluoromethane	SW8260B	6/2/2009	0.5	1	0.50	8.1	µg/L	R19736
Vinyl chloride	SW8260B	6/2/2009	0.5	1	0.50	2.3	µg/L	R19736
Xylenes, Total	SW8260B	6/2/2009	1.5	1	1.5	1.7	µg/L	R19736
Surr: Dibromofluoromethane	SW8260B	6/2/2009	0	1	61.2-131	105	%REC	R19736
Surr: Dibromofluoromethane	SW8260B	6/3/2009	0	8.8	61.2-131	102	%REC	R19750
Surr: 4-Bromofluorobenzene	SW8260B	6/2/2009	0	1	64.1-120	110	%REC	R19736
Surr: 4-Bromofluorobenzene	SW8260B	6/3/2009	0	8.8	64.1-120	116	%REC	R19750
Surr: Toluene-d8	SW8260B	6/2/2009	0	1	75.1-127	96.9	%REC	R19736
Surr: Toluene-d8	SW8260B	6/3/2009	0	8.8	75.1-127	99.9	%REC	R19750

These analyses were performed according to State of California Environmental Laboratory Accreditation program, Certificate # 1991

Report prepared for: Karen Emery
Fugro, Inc

Date Received: 5/28/2009
Date Reported: 6/22/2009

Client Sample ID: Rinsate
Sample Location: 728 73rd Ave
Sample Matrix: GROUNDWATER
Date/Time Sampled 5/27/2009 2:15:00 PM

Lab Sample ID: 0905183-027
Date Prepared: 6/3/2009

Parameters	Analysis Method	Date Analyzed	RL	Dilution Factor	MRL	Result	Units	Analytical Batch
TPH (Diesel-SG)	SW8015B	6/4/2009	0.1	1	0.10	ND	mg/L	R19780
TPH (Motor Oil-SG)	SW8015B	6/4/2009	0.2	1	0.20	ND	mg/L	R19780
Surr: Pentacosane	SW8015B	6/4/2009	0	1	64.2-123	106	%REC	R19780
TPH (Gasoline)	SW8015B	6/3/2009	0.05	1	0.050	ND	mg/L	R19754
Surr: Trifluorotoluene	SW8015B	6/3/2009	0	1	65-135	126	%REC	R19754

These analyses were performed according to State of California Environmental Laboratory Accreditation program, Certificate # 1991

Report prepared for: Karen Emery
Fugro, Inc

Date Received: 5/28/2009
Date Reported: 6/22/2009

Client Sample ID: Rinsate
Sample Location: 728 73rd Ave
Sample Matrix: GROUNDWATER
Date/Time Sampled 5/27/2009 2:15:00 PM

Lab Sample ID: 0905183-027
Date Prepared: 6/3/2009

Parameters	Analysis Method	Date Analyzed	RL	Dilution Factor	MRL	Result	Units	Analytical Batch
1,1,1,2-Tetrachloroethane	SW8260B	6/3/2009	1	1	1.0	ND	µg/L	R19750
1,1,1-Trichloroethane	SW8260B	6/3/2009	0.5	1	0.50	ND	µg/L	R19750
1,1,2,2-Tetrachloroethane	SW8260B	6/3/2009	1	1	1.0	ND	µg/L	R19750
1,1,2-Trichloroethane	SW8260B	6/3/2009	0.5	1	0.50	ND	µg/L	R19750
1,1-Dichloroethane	SW8260B	6/3/2009	0.5	1	0.50	ND	µg/L	R19750
1,1-Dichloroethene	SW8260B	6/3/2009	1	1	1.0	ND	µg/L	R19750
1,1-Dichloropropene	SW8260B	6/3/2009	0.5	1	0.50	ND	µg/L	R19750
1,2,3-Trichlorobenzene	SW8260B	6/3/2009	1	1	1.0	ND	µg/L	R19750
1,2,3-Trichloropropane	SW8260B	6/3/2009	1	1	1.0	ND	µg/L	R19750
1,2,4-Trichlorobenzene	SW8260B	6/3/2009	1	1	1.0	ND	µg/L	R19750
1,2,4-Trimethylbenzene	SW8260B	6/3/2009	0.5	1	0.50	ND	µg/L	R19750
1,2-Dibromo-3-chloropropane	SW8260B	6/3/2009	0.5	1	0.50	ND	µg/L	R19750
1,2-Dibromoethane (EDB)	SW8260B	6/3/2009	0.5	1	0.50	ND	µg/L	R19750
1,2-Dichlorobenzene	SW8260B	6/3/2009	0.5	1	0.50	ND	µg/L	R19750
1,2-Dichloroethane (EDC)	SW8260B	6/3/2009	0.5	1	0.50	ND	µg/L	R19750
1,2-Dichloropropane	SW8260B	6/3/2009	1	1	1.0	ND	µg/L	R19750
1,3,5-Trimethylbenzene	SW8260B	6/3/2009	0.5	1	0.50	ND	µg/L	R19750
1,3-Dichlorobenzene	SW8260B	6/3/2009	0.5	1	0.50	ND	µg/L	R19750
1,3-Dichloropropene	SW8260B	6/3/2009	0.5	1	0.50	ND	µg/L	R19750
1,4-Dichlorobenzene	SW8260B	6/3/2009	0.5	1	0.50	ND	µg/L	R19750
2,2-Dichloropropane	SW8260B	6/3/2009	0.5	1	0.50	ND	µg/L	R19750
2-Chloroethyl vinyl ether	SW8260B	6/3/2009	6	1	6.0	ND	µg/L	R19750
2-Chlorotoluene	SW8260B	6/3/2009	0.5	1	0.50	ND	µg/L	R19750
4-Chlorotoluene	SW8260B	6/3/2009	0.5	1	0.50	ND	µg/L	R19750
4-Isopropyltoluene	SW8260B	6/3/2009	0.5	1	0.50	ND	µg/L	R19750
Acetone	SW8260B	6/3/2009	10	1	10	ND	µg/L	R19750
Benzene	SW8260B	6/3/2009	0.5	1	0.50	ND	µg/L	R19750
Bromobenzene	SW8260B	6/3/2009	0.5	1	0.50	ND	µg/L	R19750
Bromochloromethane	SW8260B	6/3/2009	0.5	1	0.50	ND	µg/L	R19750
Bromodichloromethane	SW8260B	6/3/2009	0.5	1	0.50	ND	µg/L	R19750
Bromoform	SW8260B	6/3/2009	1	1	1.0	ND	µg/L	R19750
Bromomethane	SW8260B	6/3/2009	1	1	1.0	ND	µg/L	R19750
Carbon tetrachloride	SW8260B	6/3/2009	1	1	1.0	ND	µg/L	R19750
Chlorobenzene	SW8260B	6/3/2009	0.5	1	0.50	ND	µg/L	R19750
Chloroform	SW8260B	6/3/2009	0.5	1	0.50	ND	µg/L	R19750
Chloromethane	SW8260B	6/3/2009	0.5	1	0.50	ND	µg/L	R19750
cis-1,2-Dichloroethene	SW8260B	6/3/2009	0.5	1	0.50	ND	µg/L	R19750
cis-1,3-Dichloropropene	SW8260B	6/3/2009	0.5	1	0.50	ND	µg/L	R19750
Dibromochloromethane	SW8260B	6/3/2009	0.5	1	0.50	ND	µg/L	R19750
Dibromomethane	SW8260B	6/3/2009	0.5	1	0.50	ND	µg/L	R19750
Dichlorodifluoromethane	SW8260B	6/3/2009	0.5	1	0.50	ND	µg/L	R19750
Diisopropyl ether (DIPE)	SW8260B	6/3/2009	0.5	1	0.50	ND	µg/L	R19750
Ethyl tert-butyl ether (ETBE)	SW8260B	6/3/2009	0.5	1	0.50	ND	µg/L	R19750

These analyses were performed according to State of California Environmental Laboratory Accreditation program, Certificate # 1991

Report prepared for: Karen Emery
Fugro, Inc

Date Received: 5/28/2009
Date Reported: 6/22/2009

Client Sample ID: Rinsate
Sample Location: 728 73rd Ave
Sample Matrix: GROUNDWATER
Date/Time Sampled 5/27/2009 2:15:00 PM

Lab Sample ID: 0905183-027
Date Prepared: 6/3/2009

Parameters	Analysis Method	Date Analyzed	RL	Dilution Factor	MRL	Result	Units	Analytical Batch
Ethylbenzene	SW8260B	6/3/2009	0.5	1	0.50	ND	µg/L	R19750
Freon-113	SW8260B	6/3/2009	1	1	1.0	ND	µg/L	R19750
Hexachlorobutadiene	SW8260B	6/3/2009	0.5	1	0.50	ND	µg/L	R19750
Isopropylbenzene	SW8260B	6/3/2009	1	1	1.0	ND	µg/L	R19750
Methyl tert-butyl ether (MTBE)	SW8260B	6/3/2009	0.5	1	0.50	ND	µg/L	R19750
Methylene chloride	SW8260B	6/3/2009	5	1	5.0	ND	µg/L	R19750
Naphthalene	SW8260B	6/3/2009	1	1	1.0	ND	µg/L	R19750
n-Butylbenzene	SW8260B	6/3/2009	0.5	1	0.50	ND	µg/L	R19750
n-Propylbenzene	SW8260B	6/3/2009	0.5	1	0.50	ND	µg/L	R19750
sec-Butylbenzene	SW8260B	6/3/2009	0.5	1	0.50	ND	µg/L	R19750
Styrene	SW8260B	6/3/2009	0.5	1	0.50	ND	µg/L	R19750
t-Butyl alcohol (t-Butanol)	SW8260B	6/3/2009	5	1	5.0	ND	µg/L	R19750
tert-Amyl methyl ether (TAME)	SW8260B	6/3/2009	0.5	1	0.50	ND	µg/L	R19750
tert-Butylbenzene	SW8260B	6/3/2009	0.5	1	0.50	ND	µg/L	R19750
Tetrachloroethene	SW8260B	6/3/2009	0.5	1	0.50	ND	µg/L	R19750
Toluene	SW8260B	6/3/2009	0.5	1	0.50	ND	µg/L	R19750
trans-1,2-Dichloroethene	SW8260B	6/3/2009	0.5	1	0.50	ND	µg/L	R19750
trans-1,3-Dichloropropene	SW8260B	6/3/2009	0.5	1	0.50	ND	µg/L	R19750
Trichloroethene	SW8260B	6/3/2009	0.5	1	0.50	ND	µg/L	R19750
Trichlorofluoromethane	SW8260B	6/3/2009	0.5	1	0.50	ND	µg/L	R19750
Vinyl chloride	SW8260B	6/3/2009	0.5	1	0.50	ND	µg/L	R19750
Xylenes, Total	SW8260B	6/3/2009	1.5	1	1.5	ND	µg/L	R19750
Surr: Dibromofluoromethane	SW8260B	6/3/2009	0	1	61.2-131	101	%REC	R19750
Surr: 4-Bromofluorobenzene	SW8260B	6/3/2009	0	1	64.1-120	110	%REC	R19750
Surr: Toluene-d8	SW8260B	6/3/2009	0	1	75.1-127	99.8	%REC	R19750

These analyses were performed according to State of California Environmental Laboratory Accreditation program, Certificate # 1991

Report prepared for: Karen Emery
Fugro, Inc

Date Received: 5/28/2009
Date Reported: 6/22/2009

Client Sample ID: Trip Bank
Sample Location: 728 73rd Ave
Sample Matrix: GROUNDWATER
Date/Time Sampled 5/27/2009

Lab Sample ID: 0905183-028
Date Prepared: 6/6/2009

Parameters	Analysis Method	Date Analyzed	RL	Dilution Factor	MRL	Result	Units	Analytical Batch
1,1,1,2-Tetrachloroethane	SW8260B	6/6/2009	1	1	1.0	ND	µg/L	R19787
1,1,1-Trichloroethane	SW8260B	6/6/2009	0.5	1	0.50	ND	µg/L	R19787
1,1,2,2-Tetrachloroethane	SW8260B	6/6/2009	1	1	1.0	ND	µg/L	R19787
1,1,2-Trichloroethane	SW8260B	6/6/2009	0.5	1	0.50	ND	µg/L	R19787
1,1-Dichloroethane	SW8260B	6/6/2009	0.5	1	0.50	ND	µg/L	R19787
1,1-Dichloroethene	SW8260B	6/6/2009	1	1	1.0	ND	µg/L	R19787
1,1-Dichloropropene	SW8260B	6/6/2009	0.5	1	0.50	ND	µg/L	R19787
1,2,3-Trichlorobenzene	SW8260B	6/6/2009	1	1	1.0	ND	µg/L	R19787
1,2,3-Trichloropropane	SW8260B	6/6/2009	1	1	1.0	ND	µg/L	R19787
1,2,4-Trichlorobenzene	SW8260B	6/6/2009	1	1	1.0	ND	µg/L	R19787
1,2,4-Trimethylbenzene	SW8260B	6/6/2009	0.5	1	0.50	ND	µg/L	R19787
1,2-Dibromo-3-chloropropane	SW8260B	6/6/2009	0.5	1	0.50	ND	µg/L	R19787
1,2-Dibromoethane (EDB)	SW8260B	6/6/2009	0.5	1	0.50	ND	µg/L	R19787
1,2-Dichlorobenzene	SW8260B	6/6/2009	0.5	1	0.50	ND	µg/L	R19787
1,2-Dichloroethane (EDC)	SW8260B	6/6/2009	0.5	1	0.50	ND	µg/L	R19787
1,2-Dichloropropane	SW8260B	6/6/2009	1	1	1.0	ND	µg/L	R19787
1,3,5-Trimethylbenzene	SW8260B	6/6/2009	0.5	1	0.50	ND	µg/L	R19787
1,3-Dichlorobenzene	SW8260B	6/6/2009	0.5	1	0.50	ND	µg/L	R19787
1,3-Dichloropropene	SW8260B	6/6/2009	0.5	1	0.50	ND	µg/L	R19787
1,4-Dichlorobenzene	SW8260B	6/6/2009	0.5	1	0.50	ND	µg/L	R19787
2,2-Dichloropropane	SW8260B	6/6/2009	0.5	1	0.50	ND	µg/L	R19787
2-Chloroethyl vinyl ether	SW8260B	6/6/2009	6	1	6.0	ND	µg/L	R19787
2-Chlorotoluene	SW8260B	6/6/2009	0.5	1	0.50	ND	µg/L	R19787
4-Chlorotoluene	SW8260B	6/6/2009	0.5	1	0.50	ND	µg/L	R19787
4-Isopropyltoluene	SW8260B	6/6/2009	0.5	1	0.50	ND	µg/L	R19787
Acetone	SW8260B	6/6/2009	10	1	10	ND	µg/L	R19787
Benzene	SW8260B	6/6/2009	0.5	1	0.50	ND	µg/L	R19787
Bromobenzene	SW8260B	6/6/2009	0.5	1	0.50	ND	µg/L	R19787
Bromochloromethane	SW8260B	6/6/2009	0.5	1	0.50	ND	µg/L	R19787
Bromodichloromethane	SW8260B	6/6/2009	0.5	1	0.50	ND	µg/L	R19787
Bromoform	SW8260B	6/6/2009	1	1	1.0	ND	µg/L	R19787
Bromomethane	SW8260B	6/6/2009	1	1	1.0	ND	µg/L	R19787
Carbon tetrachloride	SW8260B	6/6/2009	1	1	1.0	ND	µg/L	R19787
Chlorobenzene	SW8260B	6/6/2009	0.5	1	0.50	ND	µg/L	R19787
Chloroform	SW8260B	6/6/2009	0.5	1	0.50	ND	µg/L	R19787
Chloromethane	SW8260B	6/6/2009	0.5	1	0.50	ND	µg/L	R19787
cis-1,2-Dichloroethene	SW8260B	6/6/2009	0.5	1	0.50	ND	µg/L	R19787
cis-1,3-Dichloropropene	SW8260B	6/6/2009	0.5	1	0.50	ND	µg/L	R19787
Dibromochloromethane	SW8260B	6/6/2009	0.5	1	0.50	ND	µg/L	R19787
Dibromomethane	SW8260B	6/6/2009	0.5	1	0.50	ND	µg/L	R19787
Dichlorodifluoromethane	SW8260B	6/6/2009	0.5	1	0.50	ND	µg/L	R19787
Diisopropyl ether (DIPE)	SW8260B	6/6/2009	0.5	1	0.50	ND	µg/L	R19787
Ethyl tert-butyl ether (ETBE)	SW8260B	6/6/2009	0.5	1	0.50	ND	µg/L	R19787

These analyses were performed according to State of California Environmental Laboratory Accreditation program, Certificate # 1991

Report prepared for: Karen Emery
Fugro, Inc

Date Received: 5/28/2009
Date Reported: 6/22/2009

Client Sample ID: Trip Bank
Sample Location: 728 73rd Ave
Sample Matrix: GROUNDWATER
Date/Time Sampled 5/27/2009

Lab Sample ID: 0905183-028
Date Prepared: 6/6/2009

Parameters	Analysis Method	Date Analyzed	RL	Dilution Factor	MRL	Result	Units	Analytical Batch
Ethylbenzene	SW8260B	6/6/2009	0.5	1	0.50	ND	µg/L	R19787
Freon-113	SW8260B	6/6/2009	1	1	1.0	ND	µg/L	R19787
Hexachlorobutadiene	SW8260B	6/6/2009	0.5	1	0.50	ND	µg/L	R19787
Isopropylbenzene	SW8260B	6/6/2009	1	1	1.0	ND	µg/L	R19787
Methyl tert-butyl ether (MTBE)	SW8260B	6/6/2009	0.5	1	0.50	ND	µg/L	R19787
Methylene chloride	SW8260B	6/6/2009	5	1	5.0	ND	µg/L	R19787
Naphthalene	SW8260B	6/6/2009	1	1	1.0	ND	µg/L	R19787
n-Butylbenzene	SW8260B	6/6/2009	0.5	1	0.50	ND	µg/L	R19787
n-Propylbenzene	SW8260B	6/6/2009	0.5	1	0.50	ND	µg/L	R19787
sec-Butylbenzene	SW8260B	6/6/2009	0.5	1	0.50	ND	µg/L	R19787
Styrene	SW8260B	6/6/2009	0.5	1	0.50	ND	µg/L	R19787
t-Butyl alcohol (t-Butanol)	SW8260B	6/6/2009	5	1	5.0	ND	µg/L	R19787
tert-Amyl methyl ether (TAME)	SW8260B	6/6/2009	0.5	1	0.50	ND	µg/L	R19787
tert-Butylbenzene	SW8260B	6/6/2009	0.5	1	0.50	ND	µg/L	R19787
Tetrachloroethene	SW8260B	6/6/2009	0.5	1	0.50	ND	µg/L	R19787
Toluene	SW8260B	6/6/2009	0.5	1	0.50	ND	µg/L	R19787
trans-1,2-Dichloroethene	SW8260B	6/6/2009	0.5	1	0.50	ND	µg/L	R19787
trans-1,3-Dichloropropene	SW8260B	6/6/2009	0.5	1	0.50	ND	µg/L	R19787
Trichloroethene	SW8260B	6/6/2009	0.5	1	0.50	ND	µg/L	R19787
Trichlorofluoromethane	SW8260B	6/6/2009	0.5	1	0.50	ND	µg/L	R19787
Vinyl chloride	SW8260B	6/6/2009	0.5	1	0.50	ND	µg/L	R19787
Xylenes, Total	SW8260B	6/6/2009	1.5	1	1.5	ND	µg/L	R19787
Surr: Dibromofluoromethane	SW8260B	6/6/2009	0	1	61.2-131	111	%REC	R19787
Surr: 4-Bromofluorobenzene	SW8260B	6/6/2009	0	1	64.1-120	113	%REC	R19787
Surr: Toluene-d8	SW8260B	6/6/2009	0	1	75.1-127	102	%REC	R19787

These analyses were performed according to State of California Environmental Laboratory Accreditation program, Certificate # 1991

Report prepared for: Karen Emery
Fugro, Inc

Date Received: 5/28/2009
Date Reported: 6/22/2009

Client Sample ID: DB-4
Sample Location: 728 73rd Ave
Sample Matrix: GROUNDWATER
Date/Time Sampled 5/27/2009 1:00:00 PM

Lab Sample ID: 0905183-029
Date Prepared: 6/2/2009-6/3/2009

Parameters	Analysis Method	Date Analyzed	RL	Dilution Factor	MRL	Result	Units	Analytical Batch
TPH (Diesel-SG)	SW8015B	6/4/2009	0.1	1	0.10	ND	mg/L	R19780
TPH (Motor Oil-SG)	SW8015B	6/4/2009	0.2	1	0.20	ND	mg/L	R19780
Surr: Pentacosane	SW8015B	6/4/2009	0	1	64.2-123	106	%REC	R19780
TPH (Gasoline)	SW8015B	6/3/2009	0.05	1	0.050	0.34x	mg/L	R19754
Surr: Trifluorotoluene	SW8015B	6/3/2009	0	1	65-135	143 S	%REC	R19754

Note: x- Sample chromatogram does not resemble gasoline standard pattern. Reported value due to individual HVOC peaks within range of C5-C12 quantified as Gasoline S- Surrogate recovery out of limit. Matrix effect suspected.

These analyses were performed according to State of California Environmental Laboratory Accreditation program, Certificate # 1991

Report prepared for: Karen Emery
Fugro, Inc

Date Received: 5/28/2009
Date Reported: 6/22/2009

Client Sample ID: DB-4
Sample Location: 728 73rd Ave
Sample Matrix: GROUNDWATER
Date/Time Sampled 5/27/2009 1:00:00 PM

Lab Sample ID: 0905183-029
Date Prepared: 6/2/2009-6/3/2009

Parameters	Analysis Method	Date Analyzed	RL	Dilution Factor	MRL	Result	Units	Analytical Batch
1,1,1,2-Tetrachloroethane	SW8260B	6/2/2009	1	1	1.0	ND	µg/L	R19736
1,1,1-Trichloroethane	SW8260B	6/2/2009	0.5	1	0.50	ND	µg/L	R19736
1,1,2,2-Tetrachloroethane	SW8260B	6/2/2009	1	1	1.0	ND	µg/L	R19736
1,1,2-Trichloroethane	SW8260B	6/2/2009	0.5	1	0.50	ND	µg/L	R19736
1,1-Dichloroethane	SW8260B	6/2/2009	0.5	1	0.50	ND	µg/L	R19736
1,1-Dichloroethene	SW8260B	6/2/2009	1	1	1.0	ND	µg/L	R19736
1,1-Dichloropropene	SW8260B	6/2/2009	0.5	1	0.50	ND	µg/L	R19736
1,2,3-Trichlorobenzene	SW8260B	6/2/2009	1	1	1.0	ND	µg/L	R19736
1,2,3-Trichloropropane	SW8260B	6/2/2009	1	1	1.0	ND	µg/L	R19736
1,2,4-Trichlorobenzene	SW8260B	6/2/2009	1	1	1.0	ND	µg/L	R19736
1,2,4-Trimethylbenzene	SW8260B	6/2/2009	0.5	1	0.50	ND	µg/L	R19736
1,2-Dibromo-3-chloropropane	SW8260B	6/2/2009	0.5	1	0.50	ND	µg/L	R19736
1,2-Dibromoethane (EDB)	SW8260B	6/2/2009	0.5	1	0.50	ND	µg/L	R19736
1,2-Dichlorobenzene	SW8260B	6/2/2009	0.5	1	0.50	ND	µg/L	R19736
1,2-Dichloroethane (EDC)	SW8260B	6/2/2009	0.5	1	0.50	ND	µg/L	R19736
1,2-Dichloropropane	SW8260B	6/2/2009	1	1	1.0	ND	µg/L	R19736
1,3,5-Trimethylbenzene	SW8260B	6/2/2009	0.5	1	0.50	ND	µg/L	R19736
1,3-Dichlorobenzene	SW8260B	6/2/2009	0.5	1	0.50	ND	µg/L	R19736
1,3-Dichloropropene	SW8260B	6/2/2009	0.5	1	0.50	ND	µg/L	R19736
1,4-Dichlorobenzene	SW8260B	6/2/2009	0.5	1	0.50	ND	µg/L	R19736
2,2-Dichloropropane	SW8260B	6/2/2009	0.5	1	0.50	ND	µg/L	R19736
2-Chloroethyl vinyl ether	SW8260B	6/2/2009	6	1	6.0	ND	µg/L	R19736
2-Chlorotoluene	SW8260B	6/2/2009	0.5	1	0.50	ND	µg/L	R19736
4-Chlorotoluene	SW8260B	6/2/2009	0.5	1	0.50	ND	µg/L	R19736
4-Isopropyltoluene	SW8260B	6/2/2009	0.5	1	0.50	ND	µg/L	R19736
Acetone	SW8260B	6/2/2009	10	1	10	ND	µg/L	R19736
Benzene	SW8260B	6/2/2009	0.5	1	0.50	ND	µg/L	R19736
Bromobenzene	SW8260B	6/2/2009	0.5	1	0.50	ND	µg/L	R19736
Bromochloromethane	SW8260B	6/2/2009	0.5	1	0.50	ND	µg/L	R19736
Bromodichloromethane	SW8260B	6/2/2009	0.5	1	0.50	ND	µg/L	R19736
Bromoform	SW8260B	6/2/2009	1	1	1.0	ND	µg/L	R19736
Bromomethane	SW8260B	6/2/2009	1	1	1.0	ND	µg/L	R19736
Carbon tetrachloride	SW8260B	6/2/2009	1	1	1.0	ND	µg/L	R19736
Chlorobenzene	SW8260B	6/2/2009	0.5	1	0.50	ND	µg/L	R19736
Chloroform	SW8260B	6/2/2009	0.5	1	0.50	ND	µg/L	R19736
Chloromethane	SW8260B	6/2/2009	0.5	1	0.50	ND	µg/L	R19736
cis-1,2-Dichloroethene	SW8260B	6/2/2009	0.5	1	0.50	51	µg/L	R19736
cis-1,3-Dichloropropene	SW8260B	6/2/2009	0.5	1	0.50	ND	µg/L	R19736
Dibromochloromethane	SW8260B	6/2/2009	0.5	1	0.50	ND	µg/L	R19736
Dibromomethane	SW8260B	6/2/2009	0.5	1	0.50	ND	µg/L	R19736
Dichlorodifluoromethane	SW8260B	6/2/2009	0.5	1	0.50	ND	µg/L	R19736
Diisopropyl ether (DIPE)	SW8260B	6/2/2009	0.5	1	0.50	0.81	µg/L	R19736
Ethyl tert-butyl ether (ETBE)	SW8260B	6/2/2009	0.5	1	0.50	ND	µg/L	R19736

These analyses were performed according to State of California Environmental Laboratory Accreditation program, Certificate # 1991

Report prepared for: Karen Emery
Fugro, Inc

Date Received: 5/28/2009
Date Reported: 6/22/2009

Client Sample ID: DB-4
Sample Location: 728 73rd Ave
Sample Matrix: GROUNDWATER
Date/Time Sampled 5/27/2009 1:00:00 PM

Lab Sample ID: 0905183-029
Date Prepared: 6/2/2009-6/3/2009

Parameters	Analysis Method	Date Analyzed	RL	Dilution Factor	MRL	Result	Units	Analytical Batch
Ethylbenzene	SW8260B	6/2/2009	0.5	1	0.50	ND	µg/L	R19736
Freon-113	SW8260B	6/2/2009	1	1	1.0	ND	µg/L	R19736
Hexachlorobutadiene	SW8260B	6/2/2009	0.5	1	0.50	ND	µg/L	R19736
Isopropylbenzene	SW8260B	6/2/2009	1	1	1.0	ND	µg/L	R19736
Methyl tert-butyl ether (MTBE)	SW8260B	6/2/2009	0.5	1	0.50	ND	µg/L	R19736
Methylene chloride	SW8260B	6/2/2009	5	1	5.0	ND	µg/L	R19736
Naphthalene	SW8260B	6/2/2009	1	1	1.0	ND	µg/L	R19736
n-Butylbenzene	SW8260B	6/2/2009	0.5	1	0.50	ND	µg/L	R19736
n-Propylbenzene	SW8260B	6/2/2009	0.5	1	0.50	ND	µg/L	R19736
sec-Butylbenzene	SW8260B	6/2/2009	0.5	1	0.50	ND	µg/L	R19736
Styrene	SW8260B	6/2/2009	0.5	1	0.50	ND	µg/L	R19736
t-Butyl alcohol (t-Butanol)	SW8260B	6/2/2009	5	1	5.0	ND	µg/L	R19736
tert-Amyl methyl ether (TAME)	SW8260B	6/2/2009	0.5	1	0.50	ND	µg/L	R19736
tert-Butylbenzene	SW8260B	6/2/2009	0.5	1	0.50	ND	µg/L	R19736
Tetrachloroethene	SW8260B	6/3/2009	0.5	8.8	4.4	320	µg/L	R19750
Toluene	SW8260B	6/2/2009	0.5	1	0.50	ND	µg/L	R19736
trans-1,2-Dichloroethene	SW8260B	6/2/2009	0.5	1	0.50	1.6	µg/L	R19736
trans-1,3-Dichloropropene	SW8260B	6/2/2009	0.5	1	0.50	ND	µg/L	R19736
Trichloroethene	SW8260B	6/2/2009	0.5	1	0.50	88	µg/L	R19736
Trichlorofluoromethane	SW8260B	6/2/2009	0.5	1	0.50	7.5	µg/L	R19736
Vinyl chloride	SW8260B	6/2/2009	0.5	1	0.50	2.5	µg/L	R19736
Xylenes, Total	SW8260B	6/2/2009	1.5	1	1.5	1.6	µg/L	R19736
Surr: Dibromofluoromethane	SW8260B	6/2/2009	0	1	61.2-131	99.3	%REC	R19736
Surr: Dibromofluoromethane	SW8260B	6/3/2009	0	8.8	61.2-131	96.7	%REC	R19750
Surr: 4-Bromofluorobenzene	SW8260B	6/2/2009	0	1	64.1-120	102	%REC	R19736
Surr: 4-Bromofluorobenzene	SW8260B	6/3/2009	0	8.8	64.1-120	95.7	%REC	R19750
Surr: Toluene-d8	SW8260B	6/2/2009	0	1	75.1-127	97.7	%REC	R19736
Surr: Toluene-d8	SW8260B	6/3/2009	0	8.8	75.1-127	96.2	%REC	R19750

These analyses were performed according to State of California Environmental Laboratory Accreditation program, Certificate # 1991

Definitions, legends and Notes

Note	Description
ug/kg	Microgram per kilogram (ppb, part per billion).
ug/L	Microgram per liter (ppb, part per billion).
mg/kg	Milligram per kilogram (ppm, part per million).
mg/L	Milligram per liter (ppm, part per million).
LCS/LCSD	Laboratory control sample/laboratory control sample duplicate.
MDL	Method detection limit.
MRL	Modified reporting limit. When sample is subject to dilution, reporting limit times dilution factor yields MRL.
MS/MSD	Matrix spike/matrix spike duplicate.
N/A	Not applicable.
ND	Not detected at or above detection limit.
NR	Not reported.
QC	Quality Control.
RL	Reporting limit.
% RPD	Percent relative difference.
a	pH was measured immediately upon the receipt of the sample, but it was still done outside the holding time.
sub	Analyzed by subcontracting laboratory, Lab Certificate #

These analyses were performed according to State of California Environmental Laboratory Accreditation program, Certificate # 1991

CLIENT: Fugro, Inc
Work Order: 0905183
Project: 272.186/728 73rd Ave

ANALYTICAL QC SUMMARY REPORT

BatchID: 5239

Sample ID **MB-5239**	SampType: **MBLK**	TestCode: **6010B_S**	Units: **mg/Kg**	Prep Date: **6/1/2009**	RunNo: **19720**
Client ID: **ZZZZZ**	Batch ID: **5239**	TestNo: **SW6010B**	**(SW3050B)**	Analysis Date: **6/1/2009**	SeqNo: **285191**

Analyte	Result	PQL	SPK value	SPK Ref Val	%REC	LowLimit	HighLimit	RPD Ref Val	%RPD	RPDLimit	Qual
Antimony	ND	5.0									
Arsenic	ND	1.7									
Barium	ND	5.0									
Beryllium	ND	2.0									
Cadmium	ND	1.0									
Chromium	ND	5.0									
Cobalt	ND	5.0									
Copper	ND	5.0									
Lead	ND	1.0									
Molybdenum	ND	5.0									
Nickel	ND	5.0									
Selenium	ND	5.0									
Silver	ND	1.0									
Thallium	ND	5.0									
Vanadium	ND	5.0									
Zinc	ND	5.0									

Sample ID **LCS-5239**	SampType: **LCS**	TestCode: **6010B_S**	Units: **mg/Kg**	Prep Date: **6/1/2009**	RunNo: **19720**
Client ID: **ZZZZZ**	Batch ID: **5239**	TestNo: **SW6010B**	**(SW3050B)**	Analysis Date: **6/1/2009**	SeqNo: **285189**

Analyte	Result	PQL	SPK value	SPK Ref Val	%REC	LowLimit	HighLimit	RPD Ref Val	%RPD	RPDLimit	Qual
Antimony	45.65	5.0	50	0	91.3	30.7	130				
Arsenic	45.20	1.7	50	0	90.4	71	121				
Barium	45.20	5.0	50	0.4	89.6	70.2	130				
Beryllium	47.55	2.0	50	0	95.1	73.3	115				
Cadmium	43.20	1.0	50	0	86.4	68.7	110				
Chromium	45.55	5.0	50	0.1	90.9	76	116				
Cobalt	44.35	5.0	50	0	88.7	57.4	122				
Copper	46.60	5.0	50	1.25	90.7	74.8	119				

Qualifiers:

E	Value above quantitation range	H	Holding times for preparation or analysis exceeded	J	Analyte detected below quantitation limits
ND	Not Detected at the Reporting Limit	R	RPD outside accepted recovery limits	S	Spike Recovery outside accepted recovery limits

CLIENT: Fugro, Inc
Work Order: 0905183
Project: 272.186/728 73rd Ave

ANALYTICAL QC SUMMARY REPORT

BatchID: 5239

Sample ID **LCS-5239**	SampType: **LCS**	TestCode: **6010B_S**	Units: **mg/Kg**	Prep Date: **6/1/2009**	RunNo: **19720**
Client ID: **ZZZZZ**	Batch ID: **5239**	TestNo: **SW6010B**	**(SW3050B)**	Analysis Date: **6/1/2009**	SeqNo: **285189**

Analyte	Result	PQL	SPK value	SPK Ref Val	%REC	LowLimit	HighLimit	RPD Ref Val	%RPD	RPDLimit	Qual
Lead	46.05	1.0	50	0.45	91.2	67.9	118				
Molybdenum	47.25	5.0	50	0	94.5	62.9	123				
Nickel	44.45	5.0	50	0.15	88.6	61.5	122				
Selenium	42.80	5.0	50	0	85.6	62	111				
Silver	44.20	1.0	50	0	88.4	81.1	109				
Thallium	44.35	5.0	50	0	88.7	39.2	125				
Vanadium	45.50	5.0	50	0	91.0	65.8	122				
Zinc	43.60	5.0	50	1.8	83.6	59.9	122				

Sample ID **LCSD-5239**	SampType: **LCSD**	TestCode: **6010B_S**	Units: **mg/Kg**	Prep Date: **6/1/2009**	RunNo: **19720**
Client ID: **ZZZZZ**	Batch ID: **5239**	TestNo: **SW6010B**	**(SW3050B)**	Analysis Date: **6/1/2009**	SeqNo: **285190**

Analyte	Result	PQL	SPK value	SPK Ref Val	%REC	LowLimit	HighLimit	RPD Ref Val	%RPD	RPDLimit	Qual
Antimony	44.20	5.0	50	0	88.4	30.7	130	45.65	3.23	30	
Arsenic	43.90	1.7	50	0	87.8	71	121	45.2	2.92	30	
Barium	44.45	5.0	50	0.4	88.1	70.2	130	45.2	1.67	30	
Beryllium	44.15	2.0	50	0	88.3	73.3	115	47.55	7.42	30	
Cadmium	42.15	1.0	50	0	84.3	68.7	110	43.2	2.46	30	
Chromium	44.25	5.0	50	0.1	88.3	76	116	45.55	2.90	30	
Cobalt	43.70	5.0	50	0	87.4	57.4	122	44.35	1.48	30	
Copper	45.55	5.0	50	1.25	88.6	74.8	119	46.6	2.28	30	
Lead	44.60	1.0	50	0.45	88.3	67.9	118	46.05	3.20	30	
Molybdenum	45.40	5.0	50	0	90.8	62.9	123	47.25	3.99	30	
Nickel	43.55	5.0	50	0.15	86.8	61.5	122	44.45	2.05	30	
Selenium	41.35	5.0	50	0	82.7	62	111	42.8	3.45	30	
Silver	42.90	1.0	50	0	85.8	81.1	109	44.2	2.99	30	
Thallium	43.20	5.0	50	0	86.4	39.2	125	44.35	2.63	30	
Vanadium	44.45	5.0	50	0	88.9	65.8	122	45.5	2.33	30	
Zinc	45.20	5.0	50	1.8	86.8	59.9	122	43.6	3.60	30	

Qualifiers:
E Value above quantitation range
H Holding times for preparation or analysis exceeded
J Analyte detected below quantitation limits
ND Not Detected at the Reporting Limit
R RPD outside accepted recovery limits
S Spike Recovery outside accepted recovery limits

CLIENT: Fugro, Inc
Work Order: 0905183
Project: 272.186/728 73rd Ave

ANALYTICAL QC SUMMARY REPORT

BatchID: 5240

Sample ID **MB-5240**	SampType: **MBLK**	TestCode: **6010B_S**	Units: **mg/Kg**	Prep Date: **6/1/2009**	RunNo: **19746**
Client ID: **ZZZZZ**	Batch ID: **5240**	TestNo: **SW6010B**	**(SW3050B)**	Analysis Date: **6/2/2009**	SeqNo: **285527**

Analyte	Result	PQL	SPK value	SPK Ref Val	%REC	LowLimit	HighLimit	RPD Ref Val	%RPD	RPDLimit	Qual
Antimony	ND	5.0									
Arsenic	ND	1.7									
Barium	ND	5.0									
Beryllium	ND	2.0									
Cadmium	ND	1.0									
Chromium	ND	5.0									
Cobalt	ND	5.0									
Copper	ND	5.0									
Lead	ND	1.0									
Molybdenum	ND	5.0									
Nickel	ND	5.0									
Selenium	ND	5.0									
Silver	ND	1.0									
Thallium	ND	5.0									
Vanadium	ND	5.0									
Zinc	ND	5.0									

Sample ID **LCS-5240**	SampType: **LCS**	TestCode: **6010B_S**	Units: **mg/Kg**	Prep Date: **6/1/2009**	RunNo: **19746**
Client ID: **ZZZZZ**	Batch ID: **5240**	TestNo: **SW6010B**	**(SW3050B)**	Analysis Date: **6/2/2009**	SeqNo: **285525**

Analyte	Result	PQL	SPK value	SPK Ref Val	%REC	LowLimit	HighLimit	RPD Ref Val	%RPD	RPDLimit	Qual
Antimony	47.55	5.0	50	0.3	94.5	30.7	130				
Arsenic	46.45	1.7	50	0	92.9	71	121				
Barium	50.70	5.0	50	0	101	70.2	130				
Beryllium	47.20	2.0	50	0	94.4	73.3	115				
Cadmium	48.10	1.0	50	0	96.2	68.7	110				
Chromium	51.00	5.0	50	0	102	76	116				
Cobalt	49.70	5.0	50	0	99.4	57.4	122				
Copper	51.35	5.0	50	0.7	101	74.8	119				
Lead	47.75	1.0	50	0.25	95.0	67.9	118				
Molybdenum	49.05	5.0	50	0	98.1	62.9	123				

Qualifiers:
E Value above quantitation range
H Holding times for preparation or analysis exceeded
J Analyte detected below quantitation limits
ND Not Detected at the Reporting Limit
R RPD outside accepted recovery limits
S Spike Recovery outside accepted recovery limits

CLIENT: Fugro, Inc
Work Order: 0905183
Project: 272.186/728 73rd Ave

ANALYTICAL QC SUMMARY REPORT

BatchID: 5240

Sample ID **LCS-5240**	SampType: **LCS**	TestCode: **6010B_S**	Units: **mg/Kg**	Prep Date: **6/1/2009**	RunNo: **19746**
Client ID: **ZZZZZ**	Batch ID: **5240**	TestNo: **SW6010B**	**(SW3050B)**	Analysis Date: **6/2/2009**	SeqNo: **285525**

Analyte	Result	PQL	SPK value	SPK Ref Val	%REC	LowLimit	HighLimit	RPD Ref Val	%RPD	RPDLimit	Qual
Nickel	49.40	5.0	50	0.45	97.9	61.5	122				
Selenium	43.90	5.0	50	0	87.8	62	111				
Silver	49.35	1.0	50	0	98.7	81.1	109				
Thallium	45.70	5.0	50	0	91.4	39.2	125				
Vanadium	51.10	5.0	50	0	102	65.8	122				
Zinc	48.60	5.0	50	1.05	95.1	59.9	122				

Sample ID **LCSD-5240**	SampType: **LCSD**	TestCode: **6010B_S**	Units: **mg/Kg**	Prep Date: **6/1/2009**	RunNo: **19746**
Client ID: **ZZZZZ**	Batch ID: **5240**	TestNo: **SW6010B**	**(SW3050B)**	Analysis Date: **6/2/2009**	SeqNo: **285526**

Analyte	Result	PQL	SPK value	SPK Ref Val	%REC	LowLimit	HighLimit	RPD Ref Val	%RPD	RPDLimit	Qual
Antimony	47.45	5.0	50	0.3	94.3	30.7	130	47.55	0.211	30	
Arsenic	46.45	1.7	50	0	92.9	71	121	46.45	0	30	
Barium	49.55	5.0	50	0	99.1	70.2	130	50.7	2.29	30	
Beryllium	47.70	2.0	50	0	95.4	73.3	115	47.2	1.05	30	
Cadmium	47.30	1.0	50	0	94.6	68.7	110	48.1	1.68	30	
Chromium	49.85	5.0	50	0	99.7	76	116	51	2.28	30	
Cobalt	48.75	5.0	50	0	97.5	57.4	122	49.7	1.93	30	
Copper	49.95	5.0	50	0.7	98.5	74.8	119	51.35	2.76	30	
Lead	47.20	1.0	50	0.25	93.9	67.9	118	47.75	1.16	30	
Molybdenum	48.60	5.0	50	0	97.2	62.9	123	49.05	0.922	30	
Nickel	48.40	5.0	50	0.45	95.9	61.5	122	49.4	2.04	30	
Selenium	43.90	5.0	50	0	87.8	62	111	43.9	0	30	
Silver	48.15	1.0	50	0	96.3	81.1	109	49.35	2.46	30	
Thallium	45.85	5.0	50	0	91.7	39.2	125	45.7	0.328	30	
Vanadium	49.90	5.0	50	0	99.8	65.8	122	51.1	2.38	30	
Zinc	46.80	5.0	50	1.05	91.5	59.9	122	48.6	3.77	30	

Qualifiers:
E Value above quantitation range
H Holding times for preparation or analysis exceeded
J Analyte detected below quantitation limits
ND Not Detected at the Reporting Limit
R RPD outside accepted recovery limits
S Spike Recovery outside accepted recovery limits

CLIENT: Fugro, Inc
Work Order: 0905183
Project: 272.186/728 73rd Ave

ANALYTICAL QC SUMMARY REPORT

BatchID: 5240

Sample ID **0905183-016AMS** SampType: **MS** TestCode: **6010B_S** Units: **mg/Kg** Prep Date: **6/1/2009** RunNo: **19746**
Client ID: **B-2@5** Batch ID: **5240** TestNo: **SW6010B (SW3050B)** Analysis Date: **6/2/2009** SeqNo: **285508**

Analyte	Result	PQL	SPK value	SPK Ref Val	%REC	LowLimit	HighLimit	RPD Ref Val	%RPD	RPDLimit	Qual
Antimony	22.80	5.0	50	0.95	43.7	30.7	130				
Arsenic	45.05	1.7	50	2.6	84.9	71	121				
Barium	114.1	5.0	50	78.15	71.9	56.2	127				
Beryllium	41.60	2.0	50	0.25	82.7	73.3	115				
Cadmium	43.50	1.0	50	0.2	86.6	68.7	110				
Chromium	81.50	5.0	50	35.15	92.7	76	116				
Cobalt	49.05	5.0	50	6.45	85.2	57.4	122				
Copper	77.25	5.0	50	32.2	90.1	74.8	119				
Lead	49.65	1.0	50	6.7	85.9	60.5	113				
Molybdenum	42.50	5.0	50	0	85.0	62.9	123				
Nickel	87.50	5.0	50	45.65	83.7	61.5	122				
Selenium	42.30	5.0	50	0.6	83.4	62	111				
Silver	42.55	1.0	50	0	85.1	81.1	109				
Thallium	39.00	5.0	50	0	78.0	39.2	125				
Vanadium	80.40	5.0	50	39.95	80.9	65.8	122				
Zinc	76.80	5.0	50	38.75	76.1	59.9	122				

Sample ID **0905183-016AMSD** SampType: **MSD** TestCode: **6010B_S** Units: **mg/Kg** Prep Date: **6/1/2009** RunNo: **19746**
Client ID: **B-2@5** Batch ID: **5240** TestNo: **SW6010B (SW3050B)** Analysis Date: **6/2/2009** SeqNo: **285509**

Analyte	Result	PQL	SPK value	SPK Ref Val	%REC	LowLimit	HighLimit	RPD Ref Val	%RPD	RPDLimit	Qual
Antimony	23.55	5.0	50	0.95	45.2	30.7	130	22.8	3.24	30	
Arsenic	44.55	1.7	50	2.6	83.9	71	121	45.05	1.12	30	
Barium	140.7	5.0	50	78.15	125	56.2	127	114.1	20.9	30	
Beryllium	44.55	2.0	50	0.25	88.6	73.3	115	41.6	6.85	30	
Cadmium	45.45	1.0	50	0.2	90.5	68.7	110	43.5	4.38	30	
Chromium	85.10	5.0	50	35.15	99.9	76	116	81.5	4.32	30	
Cobalt	48.50	5.0	50	6.45	84.1	57.4	122	49.05	1.13	30	
Copper	82.90	5.0	50	32.2	101	74.8	119	77.25	7.06	30	
Lead	49.50	1.0	50	6.7	85.6	60.5	113	49.65	0.303	30	
Molybdenum	41.90	5.0	50	0	83.8	62.9	123	42.5	1.42	30	

Qualifiers:
E Value above quantitation range
H Holding times for preparation or analysis exceeded
J Analyte detected below quantitation limits
ND Not Detected at the Reporting Limit
R RPD outside accepted recovery limits
S Spike Recovery outside accepted recovery limits

CLIENT: Fugro, Inc
Work Order: 0905183
Project: 272.186/728 73rd Ave

ANALYTICAL QC SUMMARY REPORT

BatchID: 5240

Sample ID **0905183-016AMSD**	SampType: **MSD**	TestCode: **6010B_S**	Units: **mg/Kg**	Prep Date: **6/1/2009**	RunNo: **19746**
Client ID: **B-2@5**	Batch ID: **5240**	TestNo: **SW6010B**	**(SW3050B)**	Analysis Date: **6/2/2009**	SeqNo: **285509**

Analyte	Result	PQL	SPK value	SPK Ref Val	%REC	LowLimit	HighLimit	RPD Ref Val	%RPD	RPDLimit	Qual
Nickel	89.65	5.0	50	45.65	88.0	61.5	122	87.5	2.43	30	
Selenium	41.60	5.0	50	0.6	82.0	62	111	42.3	1.67	30	
Silver	45.30	1.0	50	0	90.6	81.1	109	42.55	6.26	30	
Thallium	38.70	5.0	50	0	77.4	39.2	125	39	0.772	30	
Vanadium	82.05	5.0	50	39.95	84.2	65.8	122	80.4	2.03	30	
Zinc	82.45	5.0	50	38.75	87.4	59.9	122	76.8	7.10	30	

Qualifiers:

E	Value above quantitation range	H	Holding times for preparation or analysis exceeded	J	Analyte detected below quantitation limits
ND	Not Detected at the Reporting Limit	R	RPD outside accepted recovery limits	S	Spike Recovery outside accepted recovery limits

CLIENT: Fugro, Inc
Work Order: 0905183
Project: 272.186/728 73rd Ave

ANALYTICAL QC SUMMARY REPORT

BatchID: 5243

Sample ID	MB-5243	SampType:	MBLK	TestCode:	HG_CTS	Units:	mg/Kg	Prep Date:	6/1/2009	RunNo:	19727
Client ID:	ZZZZZ	Batch ID:	5243	TestNo:	SW7471A	(SW7471APR		Analysis Date:	6/2/2009	SeqNo:	285340

Analyte	Result	PQL	SPK value	SPK Ref Val	%REC	LowLimit	HighLimit	RPD Ref Val	%RPD	RPDLimit	Qual
Mercury	ND	0.10									

Sample ID	LCS-5243	SampType:	LCS	TestCode:	HG_CTS	Units:	mg/Kg	Prep Date:	6/1/2009	RunNo:	19727
Client ID:	ZZZZZ	Batch ID:	5243	TestNo:	SW7471A	(SW7471APR		Analysis Date:	6/2/2009	SeqNo:	285338

Analyte	Result	PQL	SPK value	SPK Ref Val	%REC	LowLimit	HighLimit	RPD Ref Val	%RPD	RPDLimit	Qual
Mercury	1.398	0.10	1.25	0	112	80.5	133				

Sample ID	LCSD-5243	SampType:	LCSD	TestCode:	HG_CTS	Units:	mg/Kg	Prep Date:	6/1/2009	RunNo:	19727
Client ID:	ZZZZZ	Batch ID:	5243	TestNo:	SW7471A	(SW7471APR		Analysis Date:	6/2/2009	SeqNo:	285339

Analyte	Result	PQL	SPK value	SPK Ref Val	%REC	LowLimit	HighLimit	RPD Ref Val	%RPD	RPDLimit	Qual
Mercury	1.508	0.10	1.25	0	121	80.5	133	1.398	7.63	30	

Qualifiers:

E	Value above quantitation range	H	Holding times for preparation or analysis exceeded	J	Analyte detected below quantitation limits
ND	Not Detected at the Reporting Limit	R	RPD outside accepted recovery limits	S	Spike Recovery outside accepted recovery limits

CLIENT: Fugro, Inc
Work Order: 0905183
Project: 272.186/728 73rd Ave

ANALYTICAL QC SUMMARY REPORT

BatchID: 5291

Sample ID	SampType	TestCode	Units	Prep Date	RunNo
MB-5291	**MBLK**	**6010B (STLC**	**mg/L**	**6/15/2009**	**19906**
Client ID: **ZZZZZ**	Batch ID: **5291**	TestNo: **6010B (STLC (SW3010A)**		Analysis Date: **6/16/2009**	SeqNo: **287893**

Analyte	Result	PQL	SPK value	SPK Ref Val	%REC	LowLimit	HighLimit	RPD Ref Val	%RPD	RPDLimit	Qual
Lead (STLC)	ND	0.10									

Sample ID	SampType	TestCode	Units	Prep Date	RunNo
LCS-5291	**LCS**	**6010B (STLC**	**mg/L**	**6/15/2009**	**19906**
Client ID: **ZZZZZ**	Batch ID: **5291**	TestNo: **6010B (STLC (SW3010A)**		Analysis Date: **6/16/2009**	SeqNo: **287891**

Analyte	Result	PQL	SPK value	SPK Ref Val	%REC	LowLimit	HighLimit	RPD Ref Val	%RPD	RPDLimit	Qual
Lead (STLC)	8.860	0.10	10	0	88.6	75	125				

Sample ID	SampType	TestCode	Units	Prep Date	RunNo
LCSD-5291	**LCSD**	**6010B (STLC**	**mg/L**	**6/15/2009**	**19906**
Client ID: **ZZZZZ**	Batch ID: **5291**	TestNo: **6010B (STLC (SW3010A)**		Analysis Date: **6/16/2009**	SeqNo: **287892**

Analyte	Result	PQL	SPK value	SPK Ref Val	%REC	LowLimit	HighLimit	RPD Ref Val	%RPD	RPDLimit	Qual
Lead (STLC)	8.750	0.10	10	0	87.5	75	125	8.86	1.25	30	

Sample ID	SampType	TestCode	Units	Prep Date	RunNo
0905183-003AMS	**MS**	**6010B (STLC**	**mg/L**	**6/15/2009**	**19906**
Client ID: **S-2@1**	Batch ID: **5291**	TestNo: **6010B (STLC (SW3010A)**		Analysis Date: **6/16/2009**	SeqNo: **287883**

Analyte	Result	PQL	SPK value	SPK Ref Val	%REC	LowLimit	HighLimit	RPD Ref Val	%RPD	RPDLimit	Qual
Lead (STLC)	11.29	0.10	10	2.5	87.9	75	125				

Sample ID	SampType	TestCode	Units	Prep Date	RunNo
0905183-003AMSD	**MSD**	**6010B (STLC**	**mg/L**	**6/15/2009**	**19906**
Client ID: **S-2@1**	Batch ID: **5291**	TestNo: **6010B (STLC (SW3010A)**		Analysis Date: **6/16/2009**	SeqNo: **287884**

Analyte	Result	PQL	SPK value	SPK Ref Val	%REC	LowLimit	HighLimit	RPD Ref Val	%RPD	RPDLimit	Qual
Lead (STLC)	11.27	0.10	10	2.5	87.7	75	125	11.29	0.177	30	

Qualifiers:

E	Value above quantitation range	H	Holding times for preparation or analysis exceeded	J	Analyte detected below quantitation limits
ND	Not Detected at the Reporting Limit	R	RPD outside accepted recovery limits	S	Spike Recovery outside accepted recovery limits

CLIENT: Fugro, Inc
Work Order: 0905183
Project: 272.186/728 73rd Ave

ANALYTICAL QC SUMMARY REPORT

BatchID: 5294

Sample ID	**MB-5294**	SampType:	**MBLK**	TestCode:	**6010B (TCLP**	Units:	**mg/L**	Prep Date:	**6/16/2009**	RunNo:	**19915**
Client ID:	**ZZZZZ**	Batch ID:	**5294**	TestNo:	**6010B (TCLP**	**(SW3010A)**		Analysis Date:	**6/16/2009**	SeqNo:	**288033**

Analyte	Result	PQL	SPK value	SPK Ref Val	%REC	LowLimit	HighLimit	RPD Ref Val	%RPD	RPDLimit	Qual
Lead (TCLP)	ND	0.10									

Sample ID	**LCS-5294**	SampType:	**LCS**	TestCode:	**6010B (TCLP**	Units:	**mg/L**	Prep Date:	**6/16/2009**	RunNo:	**19915**
Client ID:	**ZZZZZ**	Batch ID:	**5294**	TestNo:	**6010B (TCLP**	**(SW3010A)**		Analysis Date:	**6/16/2009**	SeqNo:	**288031**

Analyte	Result	PQL	SPK value	SPK Ref Val	%REC	LowLimit	HighLimit	RPD Ref Val	%RPD	RPDLimit	Qual
Lead (TCLP)	9.460	0.10	10	0	94.6	75	125				

Sample ID	**LCSD-5294**	SampType:	**LCSD**	TestCode:	**6010B (TCLP**	Units:	**mg/L**	Prep Date:	**6/16/2009**	RunNo:	**19915**
Client ID:	**ZZZZZ**	Batch ID:	**5294**	TestNo:	**6010B (TCLP**	**(SW3010A)**		Analysis Date:	**6/16/2009**	SeqNo:	**288032**

Analyte	Result	PQL	SPK value	SPK Ref Val	%REC	LowLimit	HighLimit	RPD Ref Val	%RPD	RPDLimit	Qual
Lead (TCLP)	9.430	0.10	10	0	94.3	75	125	9.46	0.318	30	

Sample ID	**0905183-003AMS**	SampType:	**MS**	TestCode:	**6010B (TCLP**	Units:	**mg/L**	Prep Date:	**6/16/2009**	RunNo:	**19915**
Client ID:	**S-2@1**	Batch ID:	**5294**	TestNo:	**6010B (TCLP**	**(SW3010A)**		Analysis Date:	**6/16/2009**	SeqNo:	**288025**

Analyte	Result	PQL	SPK value	SPK Ref Val	%REC	LowLimit	HighLimit	RPD Ref Val	%RPD	RPDLimit	Qual
Lead (TCLP)	9.590	0.10	10	0	95.9	75	125				

Sample ID	**0905183-003AMSD**	SampType:	**MSD**	TestCode:	**6010B (TCLP**	Units:	**mg/L**	Prep Date:	**6/16/2009**	RunNo:	**19915**
Client ID:	**S-2@1**	Batch ID:	**5294**	TestNo:	**6010B (TCLP**	**(SW3010A)**		Analysis Date:	**6/16/2009**	SeqNo:	**288026**

Analyte	Result	PQL	SPK value	SPK Ref Val	%REC	LowLimit	HighLimit	RPD Ref Val	%RPD	RPDLimit	Qual
Lead (TCLP)	9.350	0.10	10	0	93.5	75	125	9.59	2.53	30	

Qualifiers:

E	Value above quantitation range	H	Holding times for preparation or analysis exceeded	J	Analyte detected below quantitation limits
ND	Not Detected at the Reporting Limit	R	RPD outside accepted recovery limits	S	Spike Recovery outside accepted recovery limits

CLIENT: Fugro, Inc
Work Order: 0905183
Project: 272.186/728 73rd Ave

ANALYTICAL QC SUMMARY REPORT

BatchID: G19712

Sample ID **MB-G19712**	SampType: **MBLK**	TestCode: **TPHGAS_S**	Units: **mg/Kg**	Prep Date: **5/30/2009**	RunNo: **19712**
Client ID: **ZZZZZ**	Batch ID: **G19712**	TestNo: **SW8015B**		Analysis Date: **5/30/2009**	SeqNo: **285141**

Analyte	Result	PQL	SPK value	SPK Ref Val	%REC	LowLimit	HighLimit	RPD Ref Val	%RPD	RPDLimit	Qual
TPH (Gasoline)	ND	0.10									
Surr: Trifluorotoluene	0.1593	0	0.2	0	79.6	53	118				

Sample ID **LCS-G19712**	SampType: **LCS**	TestCode: **TPHGAS_S**	Units: **mg/Kg**	Prep Date: **5/30/2009**	RunNo: **19712**
Client ID: **ZZZZZ**	Batch ID: **G19712**	TestNo: **SW8015B**		Analysis Date: **5/30/2009**	SeqNo: **285142**

Analyte	Result	PQL	SPK value	SPK Ref Val	%REC	LowLimit	HighLimit	RPD Ref Val	%RPD	RPDLimit	Qual
TPH (Gasoline)	0.9915	0.10	1	0	99.2	53	118				
Surr: Trifluorotoluene	0.1958	0	0.2	0	97.9	53	118				

Sample ID **LCSD-G19712**	SampType: **LCSD**	TestCode: **TPHGAS_S**	Units: **mg/Kg**	Prep Date: **5/30/2009**	RunNo: **19712**
Client ID: **ZZZZZ**	Batch ID: **G19712**	TestNo: **SW8015B**		Analysis Date: **5/30/2009**	SeqNo: **285143**

Analyte	Result	PQL	SPK value	SPK Ref Val	%REC	LowLimit	HighLimit	RPD Ref Val	%RPD	RPDLimit	Qual
TPH (Gasoline)	1.007	0.10	1	0	101	53	118	0.9915	1.56	30	
Surr: Trifluorotoluene	0.2276	0	0.2	0	114	53	118	0	0	30	

Qualifiers:

E	Value above quantitation range	H	Holding times for preparation or analysis exceeded	J	Analyte detected below quantitation limits
ND	Not Detected at the Reporting Limit	R	RPD outside accepted recovery limits	S	Spike Recovery outside accepted recovery limits

CLIENT: Fugro, Inc
Work Order: 0905183
Project: 272.186/728 73rd Ave

ANALYTICAL QC SUMMARY REPORT

BatchID: R19723

Sample ID **MB-R19723**	SampType: **MBLK**	TestCode: **TPHGAS_S**	Units: **mg/Kg**	Prep Date: **6/1/2009**	RunNo: **19723**
Client ID: **ZZZZZ**	Batch ID: **R19723**	TestNo: **SW8015B**		Analysis Date: **6/1/2009**	SeqNo: **285242**

Analyte	Result	PQL	SPK value	SPK Ref Val	%REC	LowLimit	HighLimit	RPD Ref Val	%RPD	RPDLimit	Qual
TPH (Gasoline)	ND	0.10									
Surr: Trifluorotoluene	0.1931	0	0.2	0	96.6	53	118				

Sample ID **LCS-R19723**	SampType: **LCS**	TestCode: **TPHGAS_S**	Units: **mg/Kg**	Prep Date: **6/1/2009**	RunNo: **19723**
Client ID: **ZZZZZ**	Batch ID: **R19723**	TestNo: **SW8015B**		Analysis Date: **6/1/2009**	SeqNo: **285243**

Analyte	Result	PQL	SPK value	SPK Ref Val	%REC	LowLimit	HighLimit	RPD Ref Val	%RPD	RPDLimit	Qual
TPH (Gasoline)	0.9167	0.10	1	0	91.7	53	118				
Surr: Trifluorotoluene	0.2037	0	0.2	0	102	53	118				

Sample ID **LCSD-R19723**	SampType: **LCSD**	TestCode: **TPHGAS_S**	Units: **mg/Kg**	Prep Date: **6/1/2009**	RunNo: **19723**
Client ID: **ZZZZZ**	Batch ID: **R19723**	TestNo: **SW8015B**		Analysis Date: **6/1/2009**	SeqNo: **285244**

Analyte	Result	PQL	SPK value	SPK Ref Val	%REC	LowLimit	HighLimit	RPD Ref Val	%RPD	RPDLimit	Qual
TPH (Gasoline)	1.001	0.10	1	0	100	53	118	0.9167	8.81	30	
Surr: Trifluorotoluene	0.2120	0	0.2	0	106	53	118	0	0	30	

Qualifiers:

E	Value above quantitation range	H	Holding times for preparation or analysis exceeded	J	Analyte detected below quantitation limits
ND	Not Detected at the Reporting Limit	R	RPD outside accepted recovery limits	S	Spike Recovery outside accepted recovery limits

CLIENT: Fugro, Inc
Work Order: 0905183
Project: 272.186/728 73rd Ave

ANALYTICAL QC SUMMARY REPORT

BatchID: R19728

Sample ID **MB_R19728**	SampType: **MBLK**	TestCode: **8260B_S**	Units: **µg/Kg**	Prep Date: **6/1/2009**	RunNo: **19728**
Client ID: **ZZZZZ**	Batch ID: **R19728**	TestNo: **SW8260B**		Analysis Date: **6/1/2009**	SeqNo: **285450**

Analyte	Result	PQL	SPK value	SPK Ref Val	%REC	LowLimit	HighLimit	RPD Ref Val	%RPD	RPDLimit	Qual
1,1,1,2-Tetrachloroethane	ND	10									
1,1,1-Trichloroethane	ND	10									
1,1,2,2-Tetrachloroethane	ND	10									
1,1,2-Trichloroethane	ND	10									
1,1-Dichloroethane	ND	10									
1,1-Dichloroethene	ND	10									
1,1-Dichloropropene	ND	10									
1,2,3-Trichlorobenzene	ND	10									
1,2,3-Trichloropropane	ND	10									
1,2,4-Trichlorobenzene	ND	10									
1,2,4-Trimethylbenzene	ND	10									
1,2-Dibromo-3-chloropropane	ND	10									
1,2-Dichlorobenzene	ND	10									
1,2-Dichloropropane	ND	10									
1,3,5-Trimethylbenzene	ND	10									
1,3-Dichlorobenzene	ND	10									
1,3-Dichloropropene	ND	10									
1,4-Dichlorobenzene	ND	10									
2,2-Dichloropropane	ND	10									
2-Chloroethyl vinyl ether	ND	10									
2-Chlorotoluene	ND	10									
4-Chlorotoluene	ND	10									
4-Isopropyltoluene	ND	10									
Benzene	ND	10									
Bromobenzene	ND	10									
Bromochloromethane	ND	10									
Bromodichloromethane	ND	10									
Bromoform	ND	10									
Bromomethane	ND	10									
Carbon tetrachloride	ND	10									
Chlorobenzene	ND	10									

Qualifiers:

E	Value above quantitation range	H	Holding times for preparation or analysis exceeded	J	Analyte detected below quantitation limits
ND	Not Detected at the Reporting Limit	R	RPD outside accepted recovery limits	S	Spike Recovery outside accepted recovery limits

CLIENT: Fugro, Inc
Work Order: 0905183
Project: 272.186/728 73rd Ave

ANALYTICAL QC SUMMARY REPORT

BatchID: R19728

Sample ID **MB_R19728**	SampType: **MBLK**	TestCode: **8260B_S**	Units: **µg/Kg**	Prep Date: **6/1/2009**	RunNo: **19728**
Client ID: **ZZZZZ**	Batch ID: **R19728**	TestNo: **SW8260B**		Analysis Date: **6/1/2009**	SeqNo: **285450**

Analyte	Result	PQL	SPK value	SPK Ref Val	%REC	LowLimit	HighLimit	RPD Ref Val	%RPD	RPDLimit	Qual
Chloroform	ND	10									
Chloromethane	ND	10									
cis-1,2-Dichloroethene	ND	10									
cis-1,3-Dichloropropene	ND	10									
Dibromochloromethane	ND	10									
Dibromomethane	ND	10									
Dichlorodifluoromethane	ND	10									
Ethylbenzene	ND	10									
Freon-113	ND	10									
Hexachlorobutadiene	ND	10									
Isopropylbenzene	ND	10									
Methylene chloride	ND	50									
Naphthalene	ND	20									
n-Butylbenzene	ND	10									
n-Propylbenzene	ND	10									
sec-Butylbenzene	ND	10									
Styrene	ND	10									
tert-Butylbenzene	ND	10									
Tetrachloroethene	ND	10									
Toluene	ND	10									
trans-1,2-Dichloroethene	ND	10									
trans-1,3-Dichloropropene	ND	10									
Trichloroethene	ND	10									
Trichlorofluoromethane	ND	10									
Vinyl chloride	ND	10									
Xylenes, Total	ND	15									
Surr: 4-Bromofluorobenzene	45.74	0	50	0	91.5	55.8	141				
Surr: Dibromofluoromethane	59.46	0	50	0	119	59.8	148				
Surr: Toluene-d8	43.10	0	50	0	86.2	55.2	133				

Qualifiers:

E	Value above quantitation range	H	Holding times for preparation or analysis exceeded	J	Analyte detected below quantitation limits
ND	Not Detected at the Reporting Limit	R	RPD outside accepted recovery limits	S	Spike Recovery outside accepted recovery limits

CLIENT: Fugro, Inc
Work Order: 0905183
Project: 272.186/728 73rd Ave

ANALYTICAL QC SUMMARY REPORT

BatchID: R19728

Sample ID **LCS_R19728**	SampType: **LCS**	TestCode: **8260B_S**	Units: **µg/Kg**	Prep Date: **6/1/2009**	RunNo: **19728**
Client ID: **ZZZZZ**	Batch ID: **R19728**	TestNo: **SW8260B**		Analysis Date: **6/1/2009**	SeqNo: **285451**

Analyte	Result	PQL	SPK value	SPK Ref Val	%REC	LowLimit	HighLimit	RPD Ref Val	%RPD	RPDLimit	Qual
1,1-Dichloroethene	50.63	10	50	0	101	53.7	139				
Benzene	57.70	10	50	0	115	66.5	135				
Chlorobenzene	42.52	10	50	0	85.0	57.5	150				
Toluene	48.76	10	50	0	97.5	56.8	134				
Trichloroethene	51.97	10	50	0	104	57.4	134				
Surr: 4-Bromofluorobenzene	42.84	0	50	0	85.7	55.8	141				
Surr: Dibromofluoromethane	56.65	0	50	0	113	59.8	148				
Surr: Toluene-d8	48.87	0	50	0	97.7	55.2	133				

Sample ID **LCSD_R19728**	SampType: **LCSD**	TestCode: **8260B_S**	Units: **µg/Kg**	Prep Date: **6/1/2009**	RunNo: **19728**
Client ID: **ZZZZZ**	Batch ID: **R19728**	TestNo: **SW8260B**		Analysis Date: **6/1/2009**	SeqNo: **285452**

Analyte	Result	PQL	SPK value	SPK Ref Val	%REC	LowLimit	HighLimit	RPD Ref Val	%RPD	RPDLimit	Qual
1,1-Dichloroethene	52.63	10	50	0	105	53.7	139	50.63	3.87	30	
Benzene	57.99	10	50	0	116	66.5	135	57.7	0.501	30	
Chlorobenzene	54.02	10	50	0	108	57.5	150	42.52	23.8	30	
Toluene	45.44	10	50	0	90.9	56.8	134	48.76	7.05	30	
Trichloroethene	49.07	10	50	0	98.1	57.4	134	51.97	5.74	30	
Surr: 4-Bromofluorobenzene	40.95	0	50	0	81.9	55.8	141	0	0	0	
Surr: Dibromofluoromethane	53.10	0	50	0	106	59.8	148	0	0	0	
Surr: Toluene-d8	43.24	0	50	0	86.5	55.2	133	0	0	0	

Sample ID **0905183-010A MS**	SampType: **MS**	TestCode: **8260B_S_PE**	Units: **µg/Kg**	Prep Date: **6/2/2009**	RunNo: **19728**
Client ID: **S-7@1**	Batch ID: **R19728**	TestNo: **SW8260B**		Analysis Date: **6/2/2009**	SeqNo: **285463**

Analyte	Result	PQL	SPK value	SPK Ref Val	%REC	LowLimit	HighLimit	RPD Ref Val	%RPD	RPDLimit	Qual
Benzene	61.50	10	50	0	123	66.5	135				
Toluene	53.30	10	50	0	107	56.8	134				
Surr: 4-Bromofluorobenzene	41.32	0	50	0	82.6	55.8	141				
Surr: Dibromofluoromethane	57.22	0	50	0	114	59.8	148				
Surr: Toluene-d8	50.94	0	50	0	102	55.2	133				

Qualifiers:
E Value above quantitation range
H Holding times for preparation or analysis exceeded
J Analyte detected below quantitation limits
ND Not Detected at the Reporting Limit
R RPD outside accepted recovery limits
S Spike Recovery outside accepted recovery limits

CLIENT: Fugro, Inc
Work Order: 0905183
Project: 272.186/728 73rd Ave

ANALYTICAL QC SUMMARY REPORT

BatchID: R19728

Sample ID **0905183-010A MSD** SampType: **MSD** TestCode: **8260B_S_PE** Units: **µg/Kg** Prep Date: **6/2/2009** RunNo: **19728**
Client ID: **S-7@1** Batch ID: **R19728** TestNo: **SW8260B** Analysis Date: **6/2/2009** SeqNo: **285464**

Analyte	Result	PQL	SPK value	SPK Ref Val	%REC	LowLimit	HighLimit	RPD Ref Val	%RPD	RPDLimit	Qual
Benzene	56.16	10	50	0	112	66.5	135	61.5	9.08	30	
Toluene	50.06	10	50	0	100	56.8	134	53.3	6.27	30	
Surr: 4-Bromofluorobenzene	47.98	0	50	0	96.0	55.8	141	0	0	0	
Surr: Dibromofluoromethane	40.49	0	50	0	81.0	59.8	148	0	0	0	
Surr: Toluene-d8	48.19	0	50	0	96.4	55.2	133	0	0	0	

Qualifiers:
E Value above quantitation range
H Holding times for preparation or analysis exceeded
J Analyte detected below quantitation limits
ND Not Detected at the Reporting Limit
R RPD outside accepted recovery limits
S Spike Recovery outside accepted recovery limits

CLIENT: Fugro, Inc
Work Order: 0905183
Project: 272.186/728 73rd Ave

ANALYTICAL QC SUMMARY REPORT

BatchID: R19736

Sample ID **MB_R19736**	SampType: **MBLK**	TestCode: **8260B_W**	Units: **µg/L**	Prep Date: **6/2/2009**	RunNo: **19736**
Client ID: **ZZZZZ**	Batch ID: **R19736**	TestNo: **SW8260B**		Analysis Date: **6/2/2009**	SeqNo: **285419**

Analyte	Result	PQL	SPK value	SPK Ref Val	%REC	LowLimit	HighLimit	RPD Ref Val	%RPD	RPDLimit	Qual
1,1,1,2-Tetrachloroethane	ND	1.0									
1,1,1-Trichloroethane	ND	0.50									
1,1,2,2-Tetrachloroethane	ND	1.0									
1,1,2-Trichloroethane	ND	0.50									
1,1-Dichloroethane	ND	0.50									
1,1-Dichloroethene	ND	1.0									
1,1-Dichloropropene	ND	0.50									
1,2,3-Trichlorobenzene	ND	1.0									
1,2,3-Trichloropropane	ND	1.0									
1,2,4-Trichlorobenzene	ND	1.0									
1,2,4-Trimethylbenzene	ND	0.50									
1,2-Dibromo-3-chloropropane	ND	0.50									
1,2-Dibromoethane (EDB)	ND	0.50									
1,2-Dichlorobenzene	ND	0.50									
1,2-Dichloroethane (EDC)	ND	0.50									
1,2-Dichloropropane	ND	1.0									
1,3,5-Trimethylbenzene	ND	0.50									
1,3-Dichlorobenzene	ND	0.50									
1,4-Dichlorobenzene	ND	0.50									
2,2-Dichloropropane	ND	0.50									
2-Chloroethyl vinyl ether	ND	6.0									
2-Chlorotoluene	ND	0.50									
4-Chlorotoluene	ND	0.50									
4-Isopropyltoluene	ND	0.50									
Acetone	ND	10									
Benzene	ND	0.50									
Bromobenzene	ND	0.50									
Bromochloromethane	ND	0.50									
Bromodichloromethane	ND	0.50									
Bromoform	ND	1.0									
Bromomethane	ND	1.0									

Qualifiers:
E Value above quantitation range
H Holding times for preparation or analysis exceeded
J Analyte detected below quantitation limits
ND Not Detected at the Reporting Limit
R RPD outside accepted recovery limits
S Spike Recovery outside accepted recovery limits

CLIENT: Fugro, Inc
Work Order: 0905183
Project: 272.186/728 73rd Ave

ANALYTICAL QC SUMMARY REPORT

BatchID: R19736

Sample ID **MB_R19736**	SampType: **MBLK**	TestCode: **8260B_W**	Units: **µg/L**	Prep Date: **6/2/2009**	RunNo: **19736**
Client ID: **ZZZZZ**	Batch ID: **R19736**	TestNo: **SW8260B**		Analysis Date: **6/2/2009**	SeqNo: **285419**

Analyte	Result	PQL	SPK value	SPK Ref Val	%REC	LowLimit	HighLimit	RPD Ref Val	%RPD	RPDLimit	Qual
Carbon tetrachloride	ND	1.0									
Chlorobenzene	ND	0.50									
Chloroform	ND	0.50									
Chloromethane	ND	0.50									
cis-1,2-Dichloroethene	ND	0.50									
cis-1,3-Dichloropropene	ND	0.50									
Dibromochloromethane	ND	0.50									
Dibromomethane	ND	0.50									
Dichlorodifluoromethane	ND	0.50									
Diisopropyl ether (DIPE)	ND	0.50									
Ethyl tert-butyl ether (ETBE)	ND	0.50									
Ethylbenzene	ND	0.50									
Freon-113	ND	1.0									
Hexachlorobutadiene	ND	0.50									
Isopropylbenzene	ND	1.0									
Methyl tert-butyl ether (MTBE)	ND	0.50									
Methylene chloride	ND	5.0									
Naphthalene	ND	1.0									
n-Butylbenzene	ND	0.50									
n-Propylbenzene	ND	0.50									
sec-Butylbenzene	ND	0.50									
Styrene	ND	0.50									
t-Butyl alcohol (t-Butanol)	ND	5.0									
tert-Amyl methyl ether (TAME)	ND	0.50									
tert-Butylbenzene	ND	0.50									
Tetrachloroethene	ND	0.50									
Toluene	ND	0.50									
trans-1,2-Dichloroethene	ND	0.50									
trans-1,3-Dichloropropene	ND	0.50									
Trichloroethene	ND	0.50									
Trichlorofluoromethane	ND	0.50									

Qualifiers:

E	Value above quantitation range	H	Holding times for preparation or analysis exceeded	J	Analyte detected below quantitation limits
ND	Not Detected at the Reporting Limit	R	RPD outside accepted recovery limits	S	Spike Recovery outside accepted recovery limits

CLIENT: Fugro, Inc
Work Order: 0905183
Project: 272.186/728 73rd Ave

ANALYTICAL QC SUMMARY REPORT

BatchID: R19736

Sample ID **MB_R19736**	SampType: **MBLK**	TestCode: **8260B_W**	Units: **µg/L**	Prep Date: **6/2/2009**	RunNo: **19736**
Client ID: **ZZZZZ**	Batch ID: **R19736**	TestNo: **SW8260B**		Analysis Date: **6/2/2009**	SeqNo: **285419**

Analyte	Result	PQL	SPK value	SPK Ref Val	%REC	LowLimit	HighLimit	RPD Ref Val	%RPD	RPDLimit	Qual
Vinyl chloride	ND	0.50									
Xylenes, Total	ND	1.5									
Surr: Dibromofluoromethane	10.70	0	11.36	0	94.2	61.2	131				
Surr: 4-Bromofluorobenzene	12.00	0	11.36	0	106	64.1	120				
Surr: Toluene-d8	11.53	0	11.36	0	101	75.1	127				

Sample ID **LCS_R19736**	SampType: **LCS**	TestCode: **8260B_W**	Units: **µg/L**	Prep Date: **6/2/2009**	RunNo: **19736**
Client ID: **ZZZZZ**	Batch ID: **R19736**	TestNo: **SW8260B**		Analysis Date: **6/2/2009**	SeqNo: **285421**

Analyte	Result	PQL	SPK value	SPK Ref Val	%REC	LowLimit	HighLimit	RPD Ref Val	%RPD	RPDLimit	Qual
1,1-Dichloroethene	19.60	1.0	17.04	0	115	61.4	129				
Benzene	14.73	0.50	17.04	0	86.4	66.9	140				
Chlorobenzene	15.30	0.50	17.04	0	89.8	73.9	137				
Toluene	14.55	0.50	17.04	0	85.4	76.6	123				
Trichloroethene	16.09	0.50	17.04	0	94.4	69.3	144				
Surr: Dibromofluoromethane	10.24	0	11.36	0	90.1	61.2	131				
Surr: 4-Bromofluorobenzene	13.27	0	11.36	0	117	64.1	120				
Surr: Toluene-d8	11.40	0	11.36	0	100	75.1	127				

Sample ID **LCSD_R19736**	SampType: **LCSD**	TestCode: **8260B_W**	Units: **µg/L**	Prep Date: **6/2/2009**	RunNo: **19736**
Client ID: **ZZZZZ**	Batch ID: **R19736**	TestNo: **SW8260B**		Analysis Date: **6/2/2009**	SeqNo: **285422**

Analyte	Result	PQL	SPK value	SPK Ref Val	%REC	LowLimit	HighLimit	RPD Ref Val	%RPD	RPDLimit	Qual
1,1-Dichloroethene	20.11	1.0	17.04	0	118	61.4	129	19.6	2.57	20	
Benzene	14.72	0.50	17.04	0	86.4	66.9	140	14.73	0.0679	20	
Chlorobenzene	15.91	0.50	17.04	0	93.4	73.9	137	15.3	3.91	20	
Toluene	16.31	0.50	17.04	0	95.7	76.6	123	14.55	11.4	20	
Trichloroethene	16.10	0.50	17.04	0	94.5	69.3	144	16.09	0.0621	20	
Surr: Dibromofluoromethane	10.61	0	11.36	0	93.4	61.2	131	0	0	0	
Surr: 4-Bromofluorobenzene	13.24	0	11.36	0	117	64.1	120	0	0	0	
Surr: Toluene-d8	12.36	0	11.36	0	109	75.1	127	0	0	0	

Qualifiers:
E Value above quantitation range
H Holding times for preparation or analysis exceeded
J Analyte detected below quantitation limits
ND Not Detected at the Reporting Limit
R RPD outside accepted recovery limits
S Spike Recovery outside accepted recovery limits

CLIENT: Fugro, Inc
Work Order: 0905183
Project: 272.186/728 73rd Ave

ANALYTICAL QC SUMMARY REPORT

BatchID: R19742

Sample ID **MB_R19742**	SampType: **MBLK**	TestCode: **8260B_S**	Units: **µg/Kg**	Prep Date: **6/2/2009**	RunNo: **19742**
Client ID: **ZZZZZ**	Batch ID: **R19742**	TestNo: **SW8260B**		Analysis Date: **6/2/2009**	SeqNo: **285470**

Analyte	Result	PQL	SPK value	SPK Ref Val	%REC	LowLimit	HighLimit	RPD Ref Val	%RPD	RPDLimit	Qual
1,1,1,2-Tetrachloroethane	ND	10									
1,1,1-Trichloroethane	ND	10									
1,1,2,2-Tetrachloroethane	ND	10									
1,1,2-Trichloroethane	ND	10									
1,1-Dichloroethene	ND	10									
1,1-Dichloropropene	ND	10									
1,2,3-Trichlorobenzene	ND	10									
1,2,3-Trichloropropane	ND	10									
1,2,4-Trichlorobenzene	ND	10									
1,2,4-Trimethylbenzene	ND	10									
1,2-Dibromo-3-chloropropane	ND	10									
1,2-Dichlorobenzene	ND	10									
1,2-Dichloropropane	ND	10									
1,3,5-Trimethylbenzene	ND	10									
1,3-Dichlorobenzene	ND	10									
1,3-Dichloropropene	ND	10									
1,4-Dichlorobenzene	ND	10									
2,2-Dichloropropane	ND	10									
2-Chloroethyl vinyl ether	ND	10									
2-Chlorotoluene	ND	10									
4-Chlorotoluene	ND	10									
4-Isopropyltoluene	ND	10									
Benzene	ND	10									
Bromobenzene	ND	10									
Bromochloromethane	ND	10									
Bromodichloromethane	ND	10									
Bromoform	ND	10									
Bromomethane	ND	10									
Carbon tetrachloride	ND	10									
Chlorobenzene	ND	10									
Chloroform	ND	10									

Qualifiers:

E	Value above quantitation range	H	Holding times for preparation or analysis exceeded	J	Analyte detected below quantitation limits
ND	Not Detected at the Reporting Limit	R	RPD outside accepted recovery limits	S	Spike Recovery outside accepted recovery limits

CLIENT: Fugro, Inc
Work Order: 0905183
Project: 272.186/728 73rd Ave

ANALYTICAL QC SUMMARY REPORT

BatchID: R19742

Sample ID **MB_R19742**	SampType: **MBLK**	TestCode: **8260B_S**	Units: **µg/Kg**	Prep Date: **6/2/2009**	RunNo: **19742**		
Client ID: **ZZZZZ**	Batch ID: **R19742**	TestNo: **SW8260B**		Analysis Date: **6/2/2009**	SeqNo: **285470**		

Analyte	Result	PQL	SPK value	SPK Ref Val	%REC	LowLimit	HighLimit	RPD Ref Val	%RPD	RPDLimit	Qual
Chloromethane	ND	10									
cis-1,2-Dichloroethene	ND	10									
cis-1,3-Dichloropropene	ND	10									
Dibromochloromethane	ND	10									
Dibromomethane	ND	10									
Dichlorodifluoromethane	ND	10									
Ethylbenzene	ND	10									
Freon-113	ND	10									
Hexachlorobutadiene	ND	10									
Isopropylbenzene	ND	10									
Methylene chloride	ND	50									
Naphthalene	ND	20									
n-Butylbenzene	ND	10									
n-Propylbenzene	ND	10									
sec-Butylbenzene	ND	10									
Styrene	ND	10									
tert-Butylbenzene	ND	10									
Tetrachloroethene	ND	10									
Toluene	ND	10									
trans-1,2-Dichloroethene	ND	10									
trans-1,3-Dichloropropene	ND	10									
Trichloroethene	ND	10									
Trichlorofluoromethane	ND	10									
Vinyl chloride	ND	10									
Xylenes, Total	ND	15									
Surr: 4-Bromofluorobenzene	43.18	0	50	0	86.4	55.8	141				
Surr: Dibromofluoromethane	49.68	0	50	0	99.4	59.8	148				
Surr: Toluene-d8	43.84	0	50	0	87.7	55.2	133				

Qualifiers:

E	Value above quantitation range	H	Holding times for preparation or analysis exceeded	J	Analyte detected below quantitation limits
ND	Not Detected at the Reporting Limit	R	RPD outside accepted recovery limits	S	Spike Recovery outside accepted recovery limits

CLIENT: Fugro, Inc
Work Order: 0905183
Project: 272.186/728 73rd Ave

ANALYTICAL QC SUMMARY REPORT

BatchID: R19742

Sample ID **LCS_R19742**	SampType: **LCS**	TestCode: **8260B_S**	Units: **µg/Kg**	Prep Date: **6/2/2009**	RunNo: **19742**
Client ID: **ZZZZZ**	Batch ID: **R19742**	TestNo: **SW8260B**		Analysis Date: **6/2/2009**	SeqNo: **285473**

Analyte	Result	PQL	SPK value	SPK Ref Val	%REC	LowLimit	HighLimit	RPD Ref Val	%RPD	RPDLimit	Qual
1,1-Dichloroethene	53.84	10	50	0	108	53.7	139				
Benzene	56.95	10	50	0	114	66.5	135				
Chlorobenzene	54.97	10	50	0	110	57.5	150				
Toluene	53.88	10	50	0	108	56.8	134				
Trichloroethene	54.66	10	50	0	109	57.4	134				
Surr: 4-Bromofluorobenzene	41.20	0	50	0	82.4	55.8	141				
Surr: Dibromofluoromethane	47.05	0	50	0	94.1	59.8	148				
Surr: Toluene-d8	48.98	0	50	0	98.0	55.2	133				

Sample ID **LCSD_R19742**	SampType: **LCSD**	TestCode: **8260B_S**	Units: **µg/Kg**	Prep Date: **6/2/2009**	RunNo: **19742**
Client ID: **ZZZZZ**	Batch ID: **R19742**	TestNo: **SW8260B**		Analysis Date: **6/2/2009**	SeqNo: **285474**

Analyte	Result	PQL	SPK value	SPK Ref Val	%REC	LowLimit	HighLimit	RPD Ref Val	%RPD	RPDLimit	Qual
1,1-Dichloroethene	58.78	10	50	0	118	53.7	139	53.84	8.77	30	
Benzene	62.28	10	50	0	125	66.5	135	56.95	8.94	30	
Chlorobenzene	46.88	10	50	0	93.8	57.5	150	54.97	15.9	30	
Toluene	48.24	10	50	0	96.5	56.8	134	53.88	11.0	30	
Trichloroethene	65.42	10	50	0	131	57.4	134	54.66	17.9	30	
Surr: 4-Bromofluorobenzene	41.34	0	50	0	82.7	55.8	141	0	0	0	
Surr: Dibromofluoromethane	51.25	0	50	0	103	59.8	148	0	0	0	
Surr: Toluene-d8	42.26	0	50	0	84.5	55.2	133	0	0	0	

Sample ID **0905183-018A MS**	SampType: **MS**	TestCode: **8260B_S_PE**	Units: **µg/Kg**	Prep Date: **6/3/2009**	RunNo: **19742**
Client ID: **DB-2@1**	Batch ID: **R19742**	TestNo: **SW8260B**		Analysis Date: **6/3/2009**	SeqNo: **285482**

Analyte	Result	PQL	SPK value	SPK Ref Val	%REC	LowLimit	HighLimit	RPD Ref Val	%RPD	RPDLimit	Qual
Benzene	50.49	10	50	0	101	66.5	135				
Toluene	44.94	10	50	0	89.9	56.8	134				
Surr: 4-Bromofluorobenzene	57.16	0	50	0	114	55.8	141				
Surr: Dibromofluoromethane	56.02	0	50	0	112	59.8	148				
Surr: Toluene-d8	48.50	0	50	0	97.0	55.2	133				

Qualifiers:
E Value above quantitation range
H Holding times for preparation or analysis exceeded
J Analyte detected below quantitation limits
ND Not Detected at the Reporting Limit
R RPD outside accepted recovery limits
S Spike Recovery outside accepted recovery limits

CLIENT: Fugro, Inc
Work Order: 0905183
Project: 272.186/728 73rd Ave

ANALYTICAL QC SUMMARY REPORT

BatchID: R19742

Sample ID **0905183-018A MSD** SampType: **MSD** TestCode: **8260B_S_PE** Units: **µg/Kg** Prep Date: **6/3/2009** RunNo: **19742**
Client ID: **DB-2@1** Batch ID: **R19742** TestNo: **SW8260B** Analysis Date: **6/3/2009** SeqNo: **285483**

Analyte	Result	PQL	SPK value	SPK Ref Val	%REC	LowLimit	HighLimit	RPD Ref Val	%RPD	RPDLimit	Qual
Benzene	59.00	10	50	0	118	66.5	135	50.49	15.5	30	
Toluene	48.33	10	50	0	96.7	56.8	134	44.94	7.27	30	
Surr: 4-Bromofluorobenzene	53.94	0	50	0	108	55.8	141	0	0	0	
Surr: Dibromofluoromethane	41.10	0	50	0	82.2	59.8	148	0	0	0	
Surr: Toluene-d8	49.40	0	50	0	98.8	55.2	133	0	0	0	

Qualifiers:
E Value above quantitation range
H Holding times for preparation or analysis exceeded
J Analyte detected below quantitation limits
ND Not Detected at the Reporting Limit
R RPD outside accepted recovery limits
S Spike Recovery outside accepted recovery limits

CLIENT: Fugro, Inc
Work Order: 0905183
Project: 272.186/728 73rd Ave

ANALYTICAL QC SUMMARY REPORT

BatchID: R19750

Sample ID **MB_R19750**	SampType: **MBLK**	TestCode: **8260B_W**	Units: **µg/L**	Prep Date: **6/3/2009**	RunNo: **19750**
Client ID: **ZZZZZ**	Batch ID: **R19750**	TestNo: **SW8260B**		Analysis Date: **6/3/2009**	SeqNo: **285571**

Analyte	Result	PQL	SPK value	SPK Ref Val	%REC	LowLimit	HighLimit	RPD Ref Val	%RPD	RPDLimit	Qual
1,1,1,2-Tetrachloroethane	ND	1.0									
1,1,1-Trichloroethane	ND	0.50									
1,1,2,2-Tetrachloroethane	ND	1.0									
1,1,2-Trichloroethane	ND	0.50									
1,1-Dichloroethane	ND	0.50									
1,1-Dichloroethene	ND	1.0									
1,1-Dichloropropene	ND	0.50									
1,2,3-Trichlorobenzene	ND	1.0									
1,2,3-Trichloropropane	ND	1.0									
1,2,4-Trichlorobenzene	ND	1.0									
1,2,4-Trimethylbenzene	ND	0.50									
1,2-Dibromo-3-chloropropane	ND	0.50									
1,2-Dibromoethane (EDB)	ND	0.50									
1,2-Dichlorobenzene	ND	0.50									
1,2-Dichloroethane (EDC)	ND	0.50									
1,2-Dichloropropane	ND	1.0									
1,3,5-Trimethylbenzene	ND	0.50									
1,3-Dichlorobenzene	ND	0.50									
1,4-Dichlorobenzene	ND	0.50									
2,2-Dichloropropane	ND	0.50									
2-Chloroethyl vinyl ether	ND	6.0									
2-Chlorotoluene	ND	0.50									
4-Chlorotoluene	ND	0.50									
4-Isopropyltoluene	ND	0.50									
Acetone	ND	10									
Benzene	ND	0.50									
Bromobenzene	ND	0.50									
Bromochloromethane	ND	0.50									
Bromodichloromethane	ND	0.50									
Bromoform	ND	1.0									
Bromomethane	ND	1.0									

Qualifiers:
E Value above quantitation range
H Holding times for preparation or analysis exceeded
J Analyte detected below quantitation limits
ND Not Detected at the Reporting Limit
R RPD outside accepted recovery limits
S Spike Recovery outside accepted recovery limits

CLIENT: Fugro, Inc
Work Order: 0905183
Project: 272.186/728 73rd Ave

ANALYTICAL QC SUMMARY REPORT

BatchID: R19750

Sample ID **MB_R19750** SampType: **MBLK** TestCode: **8260B_W** Units: **µg/L** Prep Date: **6/3/2009** RunNo: **19750**
Client ID: **ZZZZZ** Batch ID: **R19750** TestNo: **SW8260B** Analysis Date: **6/3/2009** SeqNo: **285571**

Analyte	Result	PQL	SPK value	SPK Ref Val	%REC	LowLimit	HighLimit	RPD Ref Val	%RPD	RPDLimit	Qual
Carbon tetrachloride	ND	1.0									
Chlorobenzene	ND	0.50									
Chloroform	ND	0.50									
Chloromethane	ND	0.50									
cis-1,2-Dichloroethene	ND	0.50									
cis-1,3-Dichloropropene	ND	0.50									
Dibromochloromethane	ND	0.50									
Dibromomethane	ND	0.50									
Dichlorodifluoromethane	ND	0.50									
Diisopropyl ether (DIPE)	ND	0.50									
Ethyl tert-butyl ether (ETBE)	ND	0.50									
Ethylbenzene	ND	0.50									
Freon-113	ND	1.0									
Hexachlorobutadiene	ND	0.50									
Isopropylbenzene	ND	1.0									
Methyl tert-butyl ether (MTBE)	ND	0.50									
Methylene chloride	ND	5.0									
Naphthalene	ND	1.0									
n-Butylbenzene	ND	0.50									
n-Propylbenzene	ND	0.50									
sec-Butylbenzene	ND	0.50									
Styrene	ND	0.50									
t-Butyl alcohol (t-Butanol)	ND	5.0									
tert-Amyl methyl ether (TAME)	ND	0.50									
tert-Butylbenzene	ND	0.50									
Tetrachloroethene	ND	0.50									
Toluene	ND	0.50									
trans-1,2-Dichloroethene	ND	0.50									
trans-1,3-Dichloropropene	ND	0.50									
Trichloroethene	ND	0.50									
Trichlorofluoromethane	ND	0.50									

Qualifiers:
E Value above quantitation range
H Holding times for preparation or analysis exceeded
J Analyte detected below quantitation limits
ND Not Detected at the Reporting Limit
R RPD outside accepted recovery limits
S Spike Recovery outside accepted recovery limits

CLIENT: Fugro, Inc
Work Order: 0905183
Project: 272.186/728 73rd Ave

ANALYTICAL QC SUMMARY REPORT

BatchID: R19750

Sample ID **MB_R19750**	SampType: **MBLK**	TestCode: **8260B_W**	Units: **µg/L**	Prep Date: **6/3/2009**	RunNo: **19750**
Client ID: **ZZZZZ**	Batch ID: **R19750**	TestNo: **SW8260B**		Analysis Date: **6/3/2009**	SeqNo: **285571**

Analyte	Result	PQL	SPK value	SPK Ref Val	%REC	LowLimit	HighLimit	RPD Ref Val	%RPD	RPDLimit	Qual
Vinyl chloride	ND	0.50									
Xylenes, Total	ND	1.5									
Surr: Dibromofluoromethane	12.02	0	11.36	0	106	61.2	131				
Surr: 4-Bromofluorobenzene	12.64	0	11.36	0	111	64.1	120				
Surr: Toluene-d8	10.93	0	11.36	0	96.2	75.1	127				

Sample ID **LCS_R19750**	SampType: **LCS**	TestCode: **8260B_W**	Units: **µg/L**	Prep Date: **6/4/2009**	RunNo: **19750**
Client ID: **ZZZZZ**	Batch ID: **R19750**	TestNo: **SW8260B**		Analysis Date: **6/4/2009**	SeqNo: **285572**

Analyte	Result	PQL	SPK value	SPK Ref Val	%REC	LowLimit	HighLimit	RPD Ref Val	%RPD	RPDLimit	Qual
1,1-Dichloroethene	18.26	1.0	17.04	0	107	61.4	129				
Benzene	15.05	0.50	17.04	0	88.3	66.9	140				
Chlorobenzene	15.21	0.50	17.04	0	89.3	73.9	137				
Toluene	15.12	0.50	17.04	0	88.7	76.6	123				
Trichloroethene	17.43	0.50	17.04	0	102	69.3	144				
Surr: Dibromofluoromethane	9.820	0	11.36	0	86.4	61.2	131				
Surr: 4-Bromofluorobenzene	12.77	0	11.36	0	112	64.1	120				
Surr: Toluene-d8	11.56	0	11.36	0	102	75.1	127				

Sample ID **LCSD_R19750**	SampType: **LCSD**	TestCode: **8260B_W**	Units: **µg/L**	Prep Date: **6/4/2009**	RunNo: **19750**
Client ID: **ZZZZZ**	Batch ID: **R19750**	TestNo: **SW8260B**		Analysis Date: **6/4/2009**	SeqNo: **285573**

Analyte	Result	PQL	SPK value	SPK Ref Val	%REC	LowLimit	HighLimit	RPD Ref Val	%RPD	RPDLimit	Qual
1,1-Dichloroethene	20.07	1.0	17.04	0	118	61.4	129	18.26	9.44	20	
Benzene	14.92	0.50	17.04	0	87.6	66.9	140	15.05	0.868	20	
Chlorobenzene	15.81	0.50	17.04	0	92.8	73.9	137	15.21	3.87	20	
Toluene	15.34	0.50	17.04	0	90.0	76.6	123	15.12	1.44	20	
Trichloroethene	18.37	0.50	17.04	0	108	69.3	144	17.43	5.25	20	
Surr: Dibromofluoromethane	9.510	0	11.36	0	83.7	61.2	131	0	0	0	
Surr: 4-Bromofluorobenzene	11.66	0	11.36	0	103	64.1	120	0	0	0	
Surr: Toluene-d8	11.65	0	11.36	0	103	75.1	127	0	0	0	

Qualifiers:
E Value above quantitation range
H Holding times for preparation or analysis exceeded
J Analyte detected below quantitation limits
ND Not Detected at the Reporting Limit
R RPD outside accepted recovery limits
S Spike Recovery outside accepted recovery limits

CLIENT: Fugro, Inc
Work Order: 0905183
Project: 272.186/728 73rd Ave

ANALYTICAL QC SUMMARY REPORT

BatchID: R19754

Sample ID **MB_R19754**	SampType: **MBLK**	TestCode: **TPHGAS_W**	Units: **mg/L**	Prep Date: **6/3/2009**	RunNo: **19754**
Client ID: **ZZZZZ**	Batch ID: **R19754**	TestNo: **SW8015B**		Analysis Date: **6/3/2009**	SeqNo: **285640**

Analyte	Result	PQL	SPK value	SPK Ref Val	%REC	LowLimit	HighLimit	RPD Ref Val	%RPD	RPDLimit	Qual
TPH (Gasoline)	ND	0.050									
Surr: Trifluorotoluene	0.1464	0	0.1136	0	129	65	135				

Sample ID **LCS_R19754**	SampType: **LCS**	TestCode: **TPHGAS_W**	Units: **mg/L**	Prep Date: **6/3/2009**	RunNo: **19754**
Client ID: **ZZZZZ**	Batch ID: **R19754**	TestNo: **SW8015B**		Analysis Date: **6/3/2009**	SeqNo: **285631**

Analyte	Result	PQL	SPK value	SPK Ref Val	%REC	LowLimit	HighLimit	RPD Ref Val	%RPD	RPDLimit	Qual
TPH (Gasoline)	0.2715	0.050	0.2272	0.0051	117	65	135				
Surr: Trifluorotoluene	0.1331	0	0.1136	0	117	65	135				

Sample ID **LCSD_R19754**	SampType: **LCSD**	TestCode: **TPHGAS_W**	Units: **mg/L**	Prep Date: **6/3/2009**	RunNo: **19754**
Client ID: **ZZZZZ**	Batch ID: **R19754**	TestNo: **SW8015B**		Analysis Date: **6/3/2009**	SeqNo: **285632**

Analyte	Result	PQL	SPK value	SPK Ref Val	%REC	LowLimit	HighLimit	RPD Ref Val	%RPD	RPDLimit	Qual
TPH (Gasoline)	0.2724	0.050	0.2272	0.0051	118	65	135	0.2715	0.331	20	
Surr: Trifluorotoluene	0.1494	0	0.1136	0	132	65	135	0	0	20	

Qualifiers:

E	Value above quantitation range	H	Holding times for preparation or analysis exceeded	J	Analyte detected below quantitation limits
ND	Not Detected at the Reporting Limit	R	RPD outside accepted recovery limits	S	Spike Recovery outside accepted recovery limits

CLIENT: Fugro, Inc
Work Order: 0905183
Project: 272.186/728 73rd Ave

ANALYTICAL QC SUMMARY REPORT

BatchID: R19780

Sample ID **WDSG090603A-MB**	SampType: **MBLK**	TestCode: **TPHDOSG_**	Units: **mg/L**	Prep Date: **6/3/2009**	RunNo: **19780**
Client ID: **ZZZZZ**	Batch ID: **R19780**	TestNo: **SW8015B**		Analysis Date: **6/3/2009**	SeqNo: **285878**

Analyte	Result	PQL	SPK value	SPK Ref Val	%REC	LowLimit	HighLimit	RPD Ref Val	%RPD	RPDLimit	Qual
TPH (Diesel-SG)	ND	0.10									
TPH (Motor Oil-SG)	ND	0.20									
Surr: Pentacosane	0.09600	0	0.1	0	96.0	64.2	123				

Sample ID **WDSG090603A-LCS**	SampType: **LCS**	TestCode: **TPHDOSG_**	Units: **mg/L**	Prep Date: **6/3/2009**	RunNo: **19780**
Client ID: **ZZZZZ**	Batch ID: **R19780**	TestNo: **SW8015B**		Analysis Date: **6/3/2009**	SeqNo: **285881**

Analyte	Result	PQL	SPK value	SPK Ref Val	%REC	LowLimit	HighLimit	RPD Ref Val	%RPD	RPDLimit	Qual
TPH (Diesel-SG)	0.6570	0.10	1	0	65.7	34.5	95.6				
Surr: Pentacosane	0.1070	0	0.1	0	107	64.2	123				

Sample ID **WDSG090603A-LCS**	SampType: **LCSD**	TestCode: **TPHDOSG_**	Units: **mg/L**	Prep Date: **6/3/2009**	RunNo: **19780**
Client ID: **ZZZZZ**	Batch ID: **R19780**	TestNo: **SW8015B**		Analysis Date: **6/3/2009**	SeqNo: **285884**

Analyte	Result	PQL	SPK value	SPK Ref Val	%REC	LowLimit	HighLimit	RPD Ref Val	%RPD	RPDLimit	Qual
TPH (Diesel-SG)	0.5790	0.10	1	0	57.9	34.5	95.6	0.657	12.6	30	
Surr: Pentacosane	0.1010	0	0.1	0	101	64.2	123	0	0	0	

Qualifiers:

E	Value above quantitation range	H	Holding times for preparation or analysis exceeded	J	Analyte detected below quantitation limits
ND	Not Detected at the Reporting Limit	R	RPD outside accepted recovery limits	S	Spike Recovery outside accepted recovery limits

CLIENT: Fugro, Inc
Work Order: 0905183
Project: 272.186/728 73rd Ave

ANALYTICAL QC SUMMARY REPORT

BatchID: R19784

Sample ID	SDSG090603A-MB	SampType:	MBLK	TestCode:	TPHDOSG_S	Units:	mg/Kg	Prep Date:	6/3/2009	RunNo:	19784
Client ID:	ZZZZZ	Batch ID:	R19784	TestNo:	SW8015B			Analysis Date:	6/4/2009	SeqNo:	285923

Analyte	Result	PQL	SPK value	SPK Ref Val	%REC	LowLimit	HighLimit	RPD Ref Val	%RPD	RPDLimit	Qual
TPH (Diesel-SG)	ND	2.0									
TPH (Motor Oil-SG)	ND	4.0									
Surr: Pentacosane	3.368	0	3.3	0	102	61.5	133				

Sample ID	SDSG090603A-LCS	SampType:	LCS	TestCode:	TPHDOSG_S	Units:	mg/Kg	Prep Date:	6/3/2009	RunNo:	19784
Client ID:	ZZZZZ	Batch ID:	R19784	TestNo:	SW8015B			Analysis Date:	6/4/2009	SeqNo:	285924

Analyte	Result	PQL	SPK value	SPK Ref Val	%REC	LowLimit	HighLimit	RPD Ref Val	%RPD	RPDLimit	Qual
TPH (Diesel-SG)	28.63	2.0	33.33	0	85.9	50.8	111				
Surr: Pentacosane	3.771	0	3.3	0	114	61.5	133				

Sample ID	SDSG090603A-LCS	SampType:	LCSD	TestCode:	TPHDOSG_S	Units:	mg/Kg	Prep Date:	6/3/2009	RunNo:	19784
Client ID:	ZZZZZ	Batch ID:	R19784	TestNo:	SW8015B			Analysis Date:	6/4/2009	SeqNo:	285925

Analyte	Result	PQL	SPK value	SPK Ref Val	%REC	LowLimit	HighLimit	RPD Ref Val	%RPD	RPDLimit	Qual
TPH (Diesel-SG)	28.73	2.0	33.33	0	86.2	50.8	111	28.63	0.349	30	
Surr: Pentacosane	3.702	0	3.3	0	112	61.5	133	0	0	0	

Qualifiers:

E	Value above quantitation range	H	Holding times for preparation or analysis exceeded	J	Analyte detected below quantitation limits
ND	Not Detected at the Reporting Limit	R	RPD outside accepted recovery limits	S	Spike Recovery outside accepted recovery limits

CLIENT: Fugro, Inc
Work Order: 0905183
Project: 272.186/728 73rd Ave

ANALYTICAL QC SUMMARY REPORT

BatchID: R19785

Sample ID	SDSG090604A-MB	SampType:	MBLK	TestCode:	TPHDOSG_S	Units:	mg/Kg	Prep Date:	6/4/2009	RunNo:	19785
Client ID:	ZZZZZ	Batch ID:	R19785	TestNo:	SW8015B			Analysis Date:	6/4/2009	SeqNo:	285928

Analyte	Result	PQL	SPK value	SPK Ref Val	%REC	LowLimit	HighLimit	RPD Ref Val	%RPD	RPDLimit	Qual
TPH (Diesel-SG)	ND	2.0									
TPH (Motor Oil-SG)	ND	4.0									
Surr: Pentacosane	4.139	0	3.3	0	125	61.5	133				

Sample ID	SDSG090604A-LCS	SampType:	LCS	TestCode:	TPHDOSG_S	Units:	mg/Kg	Prep Date:	6/4/2009	RunNo:	19785
Client ID:	ZZZZZ	Batch ID:	R19785	TestNo:	SW8015B			Analysis Date:	6/4/2009	SeqNo:	285929

Analyte	Result	PQL	SPK value	SPK Ref Val	%REC	LowLimit	HighLimit	RPD Ref Val	%RPD	RPDLimit	Qual
TPH (Diesel-SG)	31.84	2.0	33.33	0	95.5	50.8	111				
Surr: Pentacosane	3.902	0	3.3	0	118	61.5	133				

Sample ID	SDSG090604A-LCS	SampType:	LCSD	TestCode:	TPHDOSG_S	Units:	mg/Kg	Prep Date:	6/4/2009	RunNo:	19785
Client ID:	ZZZZZ	Batch ID:	R19785	TestNo:	SW8015B			Analysis Date:	6/4/2009	SeqNo:	285930

Analyte	Result	PQL	SPK value	SPK Ref Val	%REC	LowLimit	HighLimit	RPD Ref Val	%RPD	RPDLimit	Qual
TPH (Diesel-SG)	28.32	2.0	33.33	0	85.0	50.8	111	31.84	11.7	30	
Surr: Pentacosane	3.430	0	3.3	0	104	61.5	133	0	0	0	

Qualifiers:

E	Value above quantitation range	H	Holding times for preparation or analysis exceeded	J	Analyte detected below quantitation limits
ND	Not Detected at the Reporting Limit	R	RPD outside accepted recovery limits	S	Spike Recovery outside accepted recovery limits

CLIENT: Fugro, Inc
Work Order: 0905183
Project: 272.186/728 73rd Ave

ANALYTICAL QC SUMMARY REPORT

BatchID: R19787

Sample ID **MB_R19787**	SampType: **MBLK**	TestCode: **8260B_W**	Units: **µg/L**	Prep Date: **6/6/2009**	RunNo: **19787**
Client ID: **ZZZZZ**	Batch ID: **R19787**	TestNo: **SW8260B**		Analysis Date: **6/6/2009**	SeqNo: **286080**

Analyte	Result	PQL	SPK value	SPK Ref Val	%REC	LowLimit	HighLimit	RPD Ref Val	%RPD	RPDLimit	Qual
1,1,1,2-Tetrachloroethane	ND	1.0									
1,1,1-Trichloroethane	ND	0.50									
1,1,2,2-Tetrachloroethane	ND	1.0									
1,1,2-Trichloroethane	ND	0.50									
1,1-Dichloroethane	ND	0.50									
1,1-Dichloroethene	ND	1.0									
1,1-Dichloropropene	ND	0.50									
1,2,3-Trichlorobenzene	ND	1.0									
1,2,3-Trichloropropane	ND	1.0									
1,2,4-Trichlorobenzene	ND	1.0									
1,2,4-Trimethylbenzene	ND	0.50									
1,2-Dibromo-3-chloropropane	ND	0.50									
1,2-Dibromoethane (EDB)	ND	0.50									
1,2-Dichlorobenzene	ND	0.50									
1,2-Dichloroethane (EDC)	ND	0.50									
1,2-Dichloropropane	ND	1.0									
1,3,5-Trimethylbenzene	ND	0.50									
1,3-Dichlorobenzene	ND	0.50									
1,4-Dichlorobenzene	ND	0.50									
2,2-Dichloropropane	ND	0.50									
2-Chloroethyl vinyl ether	ND	6.0									
2-Chlorotoluene	ND	0.50									
4-Chlorotoluene	ND	0.50									
4-Isopropyltoluene	ND	0.50									
Acetone	ND	10									
Benzene	ND	0.50									
Bromobenzene	ND	0.50									
Bromochloromethane	ND	0.50									
Bromodichloromethane	ND	0.50									
Bromoform	ND	1.0									
Bromomethane	ND	1.0									

Qualifiers:
E Value above quantitation range
H Holding times for preparation or analysis exceeded
J Analyte detected below quantitation limits
ND Not Detected at the Reporting Limit
R RPD outside accepted recovery limits
S Spike Recovery outside accepted recovery limits

CLIENT: Fugro, Inc
Work Order: 0905183
Project: 272.186/728 73rd Ave

ANALYTICAL QC SUMMARY REPORT

BatchID: R19787

Sample ID **MB_R19787**	SampType: **MBLK**	TestCode: **8260B_W**	Units: **µg/L**	Prep Date: **6/6/2009**	RunNo: **19787**
Client ID: **ZZZZZ**	Batch ID: **R19787**	TestNo: **SW8260B**		Analysis Date: **6/6/2009**	SeqNo: **286080**

Analyte	Result	PQL	SPK value	SPK Ref Val	%REC	LowLimit	HighLimit	RPD Ref Val	%RPD	RPDLimit	Qual
Carbon tetrachloride	ND	1.0									
Chlorobenzene	ND	0.50									
Chloroform	ND	0.50									
Chloromethane	ND	0.50									
cis-1,2-Dichloroethene	ND	0.50									
cis-1,3-Dichloropropene	ND	0.50									
Dibromochloromethane	ND	0.50									
Dibromomethane	ND	0.50									
Dichlorodifluoromethane	ND	0.50									
Diisopropyl ether (DIPE)	ND	0.50									
Ethyl tert-butyl ether (ETBE)	ND	0.50									
Ethylbenzene	ND	0.50									
Freon-113	ND	1.0									
Hexachlorobutadiene	ND	0.50									
Isopropylbenzene	ND	1.0									
Methyl tert-butyl ether (MTBE)	ND	0.50									
Methylene chloride	ND	5.0									
Naphthalene	ND	1.0									
n-Butylbenzene	ND	0.50									
n-Propylbenzene	ND	0.50									
sec-Butylbenzene	ND	0.50									
Styrene	ND	0.50									
t-Butyl alcohol (t-Butanol)	ND	5.0									
tert-Amyl methyl ether (TAME)	ND	0.50									
tert-Butylbenzene	ND	0.50									
Tetrachloroethene	ND	0.50									
Toluene	ND	0.50									
trans-1,2-Dichloroethene	ND	0.50									
trans-1,3-Dichloropropene	ND	0.50									
Trichloroethene	ND	0.50									
Trichlorofluoromethane	ND	0.50									

Qualifiers:

E	Value above quantitation range	H	Holding times for preparation or analysis exceeded	J	Analyte detected below quantitation limits
ND	Not Detected at the Reporting Limit	R	RPD outside accepted recovery limits	S	Spike Recovery outside accepted recovery limits

CLIENT: Fugro, Inc
Work Order: 0905183
Project: 272.186/728 73rd Ave

ANALYTICAL QC SUMMARY REPORT

BatchID: R19787

Sample ID **MB_R19787**	SampType: **MBLK**	TestCode: **8260B_W**	Units: **µg/L**	Prep Date: **6/6/2009**	RunNo: **19787**
Client ID: **ZZZZZ**	Batch ID: **R19787**	TestNo: **SW8260B**		Analysis Date: **6/6/2009**	SeqNo: **286080**

Analyte	Result	PQL	SPK value	SPK Ref Val	%REC	LowLimit	HighLimit	RPD Ref Val	%RPD	RPDLimit	Qual
Vinyl chloride	ND	0.50									
Xylenes, Total	ND	1.5									
Surr: Dibromofluoromethane	10.20	0	11.36	0	89.8	61.2	131				
Surr: 4-Bromofluorobenzene	11.85	0	11.36	0	104	64.1	120				
Surr: Toluene-d8	10.68	0	11.36	0	94.0	75.1	127				

Sample ID **LCS_R19787**	SampType: **LCS**	TestCode: **8260B_W**	Units: **µg/L**	Prep Date: **6/6/2009**	RunNo: **19787**
Client ID: **ZZZZZ**	Batch ID: **R19787**	TestNo: **SW8260B**		Analysis Date: **6/6/2009**	SeqNo: **286081**

Analyte	Result	PQL	SPK value	SPK Ref Val	%REC	LowLimit	HighLimit	RPD Ref Val	%RPD	RPDLimit	Qual
1,1-Dichloroethene	17.74	1.0	17.04	0	104	61.4	129				
Benzene	15.60	0.50	17.04	0	91.5	66.9	140				
Chlorobenzene	15.99	0.50	17.04	0	93.8	73.9	137				
Toluene	15.96	0.50	17.04	0	93.7	76.6	123				
Trichloroethene	16.06	0.50	17.04	0	94.2	69.3	144				
Surr: Dibromofluoromethane	9.730	0	11.36	0	85.7	61.2	131				
Surr: 4-Bromofluorobenzene	11.54	0	11.36	0	102	64.1	120				
Surr: Toluene-d8	11.05	0	11.36	0	97.3	75.1	127				

Sample ID **LCSD_R19787**	SampType: **LCSD**	TestCode: **8260B_W**	Units: **µg/L**	Prep Date: **6/6/2009**	RunNo: **19787**
Client ID: **ZZZZZ**	Batch ID: **R19787**	TestNo: **SW8260B**		Analysis Date: **6/6/2009**	SeqNo: **286082**

Analyte	Result	PQL	SPK value	SPK Ref Val	%REC	LowLimit	HighLimit	RPD Ref Val	%RPD	RPDLimit	Qual
1,1-Dichloroethene	20.09	1.0	17.04	0	118	61.4	129	17.74	12.4	20	
Benzene	16.22	0.50	17.04	0	95.2	66.9	140	15.6	3.90	20	
Chlorobenzene	16.20	0.50	17.04	0	95.1	73.9	137	15.99	1.30	20	
Toluene	15.85	0.50	17.04	0	93.0	76.6	123	15.96	0.692	20	
Trichloroethene	16.96	0.50	17.04	0	99.5	69.3	144	16.06	5.45	20	
Surr: Dibromofluoromethane	9.530	0	11.36	0	83.9	61.2	131	0	0	0	
Surr: 4-Bromofluorobenzene	11.62	0	11.36	0	102	64.1	120	0	0	0	
Surr: Toluene-d8	10.64	0	11.36	0	93.7	75.1	127	0	0	0	

Qualifiers:
E Value above quantitation range
H Holding times for preparation or analysis exceeded
J Analyte detected below quantitation limits
ND Not Detected at the Reporting Limit
R RPD outside accepted recovery limits
S Spike Recovery outside accepted recovery limits

CLIENT: Fugro, Inc
Work Order: 0905183
Project: 272.186/728 73rd Ave

ANALYTICAL QC SUMMARY REPORT

BatchID: R19942

Sample ID **SS090615A-MB**	SampType: **MBLK**	TestCode: **8270S**	Units: **mg/Kg**	Prep Date: **6/15/2009**	RunNo: **19942**
Client ID: **ZZZZZ**	Batch ID: **R19942**	TestNo: **SW8270C**		Analysis Date: **6/17/2009**	SeqNo: **288414**

Analyte	Result	PQL	SPK value	SPK Ref Val	%REC	LowLimit	HighLimit	RPD Ref Val	%RPD	RPDLimit	Qual
1,2,4-Trichlorobenzene	ND	0.074									
1,2-Dichlorobenzene	ND	0.072									
1,3-Dichlorobenzene	ND	0.074									
1,4-Dichlorobenzene	ND	0.067									
2,4,5-Trichlorophenol	ND	0.12									
2,4,6-Trichlorophenol	ND	0.096									
2,4-Dichlorophenol	ND	0.10									
2,4-Dimethylphenol	ND	0.13									
2,4-Dinitrophenol	ND	0.063									
2,4-Dinitrotoluene	ND	0.030									
2,6-Dinitrotoluene	ND	0.027									
2-Chloronaphthalene	ND	0.060									
2-Chlorophenol	ND	0.13									
2-Methylnaphthalene	ND	0.085									
2-Methylphenol	ND	0.12									
2-Nitroaniline	ND	0.070									
2-Nitrophenol	ND	0.053									
3,3´-Dichlorobenzidine	ND	0.15									
3-Methylphenol	ND	0.13									
3-Nitroaniline	ND	0.046									
4,6-Dinitro-2-methylphenol	ND	0.067									
4-Bromophenyl phenyl ether	ND	0.082									
4-Chloro-3-methylphenol	ND	0.10									
4-Chloroaniline	ND	0.10									
4-Chlorophenyl phenyl ether	ND	0.081									
4-Methylphenol	ND	0.14									
4-Nitroaniline	ND	0.081									
4-Nitrophenol	ND	0.067									
Acenaphthene	ND	0.097									
Acenaphthylene	ND	0.086									
Aniline	ND	0.12									

Qualifiers:

E	Value above quantitation range	H	Holding times for preparation or analysis exceeded	J	Analyte detected below quantitation limits
ND	Not Detected at the Reporting Limit	R	RPD outside accepted recovery limits	S	Spike Recovery outside accepted recovery limits

CLIENT: Fugro, Inc
Work Order: 0905183
Project: 272.186/728 73rd Ave

ANALYTICAL QC SUMMARY REPORT

BatchID: R19942

Sample ID	**SS090615A-MB**	SampType:	**MBLK**	TestCode:	**8270S**	Units:	**mg/Kg**	Prep Date:	**6/15/2009**	RunNo:	**19942**
Client ID:	**ZZZZZ**	Batch ID:	**R19942**	TestNo:	**SW8270C**			Analysis Date:	**6/17/2009**	SeqNo:	**288414**

Analyte	Result	PQL	SPK value	SPK Ref Val	%REC	LowLimit	HighLimit	RPD Ref Val	%RPD	RPDLimit	Qual
Anthracene	ND	0.14									
Benz(a)anthracene	ND	0.15									
Benzidine	ND	0.38									
Benzo(g,h,i)perylene	ND	0.15									
Benzo[a]pyrene	ND	0.14									
Benzo[b]fluoranthene	ND	0.13									
Benzo[k]fluoranthene	ND	0.17									
Benzoic acid	ND	5.6									
Benzyl alcohol	ND	0.10									
Bis(2-chloroethoxy)methane	ND	0.059									
Bis(2-chloroethyl)ether	ND	0.069									
Bis(2-chloroisopropyl)ether	ND	0.069									
Bis(2-ethylhexyl)phthalate	ND	0.084									
Butyl benzyl phthalate	ND	0.090									
Chrysene	ND	0.18									
Dibenz(a,h)anthracene	ND	0.15									
Dibenzofuran	ND	0.079									
Diethyl phthalate	ND	0.12									
Dimethyl phthalate	ND	0.12									
Di-n-butyl phthalate	ND	0.11									
Di-n-octyl phthalate	ND	0.14									
Fluoranthene	ND	0.14									
Fluorene	ND	0.10									
Hexachlorobenzene	ND	0.10									
Hexachlorobutadiene	ND	0.066									
Hexachlorocyclopentadiene	ND	0.028									
Hexachloroethane	ND	0.047									
Indeno(1,2,3-cd)pyrene	ND	0.13									
Isophorone	ND	0.058									
Naphthalene	ND	0.091									
Nitrobenzene	ND	0.032									

Qualifiers:

E	Value above quantitation range	H	Holding times for preparation or analysis exceeded	J	Analyte detected below quantitation limits
ND	Not Detected at the Reporting Limit	R	RPD outside accepted recovery limits	S	Spike Recovery outside accepted recovery limits

CLIENT: Fugro, Inc
Work Order: 0905183
Project: 272.186/728 73rd Ave

ANALYTICAL QC SUMMARY REPORT

BatchID: R19942

Sample ID	SS090615A-MB	SampType:	MBLK	TestCode:	8270S	Units:	mg/Kg	Prep Date:	6/15/2009	RunNo:	19942
Client ID:	ZZZZZ	Batch ID:	R19942	TestNo:	SW8270C			Analysis Date:	6/17/2009	SeqNo:	288414

Analyte	Result	PQL	SPK value	SPK Ref Val	%REC	LowLimit	HighLimit	RPD Ref Val	%RPD	RPDLimit	Qual
N-Nitrosodimethylamine	ND	0.11									
N-Nitrosodi-n-propylamine	ND	0.094									
N-Nitrosodiphenylamine	ND	0.11									
Pentachlorophenol	ND	0.10									
Phenanthrene	ND	0.14									
Phenol	ND	0.13									
Pyrene	ND	0.15									
Surr: 2,4,6-Tribromophenol	1.222	0	2.5	0	48.9	16.5	114				
Surr: 2-Fluorobiphenyl	0.4535	0	0.833	0	54.4	24.1	85.6				
Surr: 2-Fluorophenol	1.260	0	2.5	0	50.4	30.3	76.6				
Surr: Nitrobenzene-d5	0.4305	0	0.833	0	51.7	29.4	78.2				
Surr: Phenol-d6	1.558	0	2.5	0	62.3	28.7	84.7				
Surr: p-Terphenyl-d14	0.7721	0	0.833	0	92.7	37.9	127				

Sample ID	SS090615A-LCS	SampType:	LCS	TestCode:	8270S	Units:	mg/Kg	Prep Date:	6/15/2009	RunNo:	19942
Client ID:	ZZZZZ	Batch ID:	R19942	TestNo:	SW8270C			Analysis Date:	6/17/2009	SeqNo:	288415

Analyte	Result	PQL	SPK value	SPK Ref Val	%REC	LowLimit	HighLimit	RPD Ref Val	%RPD	RPDLimit	Qual
1,2,4-Trichlorobenzene	0.4956	0.33	0.8333	0	59.5	31.7	85.1				
1,4-Dichlorobenzene	0.4189	0.33	0.8333	0	50.3	38.8	77.2				
2,4-Dinitrotoluene	0.6747	0.33	0.8333	0	81.0	30.8	124				
2-Chlorophenol	0.9323	0.33	1.667	0	55.9	25.3	88.7				
4-Chloro-3-methylphenol	1.114	0.33	1.667	0	66.8	24.9	97.2				
4-Nitrophenol	0.9848	0.33	1.667	0	59.1	11.1	126				
Acenaphthene	0.5192	0.33	0.8333	0	62.3	29.1	94.8				
N-Nitrosodi-n-propylamine	1.144	0.33	1.667	0	68.7	15.5	116				
Pentachlorophenol	1.517	0.33	1.667	0	91.0	19.9	133				
Phenol	1.055	0.33	1.667	0	63.3	16	98.6				
Pyrene	0.6206	0.33	0.8333	0	74.5	34.2	127				
Surr: 2,4,6-Tribromophenol	2.256	0	2.5	0	90.2	16.5	114				
Surr: 2-Fluorobiphenyl	0.5494	0	0.8333	0	65.9	24.1	85.6				

Qualifiers:
E Value above quantitation range
H Holding times for preparation or analysis exceeded
J Analyte detected below quantitation limits
ND Not Detected at the Reporting Limit
R RPD outside accepted recovery limits
S Spike Recovery outside accepted recovery limits

CLIENT: Fugro, Inc
Work Order: 0905183
Project: 272.186/728 73rd Ave

ANALYTICAL QC SUMMARY REPORT

BatchID: R19942

Sample ID **SS090615A-LCS** SampType: **LCS** TestCode: **8270S** Units: **mg/Kg** Prep Date: **6/15/2009** RunNo: **19942**
Client ID: **ZZZZZ** Batch ID: **R19942** TestNo: **SW8270C** Analysis Date: **6/17/2009** SeqNo: **288415**

Analyte	Result	PQL	SPK value	SPK Ref Val	%REC	LowLimit	HighLimit	RPD Ref Val	%RPD	RPDLimit	Qual
Surr: 2-Fluorophenol	1.361	0	2.5	0	54.4	30.3	76.6				
Surr: Nitrobenzene-d5	0.5305	0	0.8333	0	63.7	29.4	78.2				
Surr: Phenol-d6	1.818	0	2.5	0	72.7	28.7	84.7				
Surr: p-Terphenyl-d14	0.6514	0	0.8333	0	78.2	37.9	127				

Sample ID **SS090615A-LCSD** SampType: **LCSD** TestCode: **8270S** Units: **mg/Kg** Prep Date: **6/15/2009** RunNo: **19942**
Client ID: **ZZZZZ** Batch ID: **R19942** TestNo: **SW8270C** Analysis Date: **6/18/2009** SeqNo: **288416**

Analyte	Result	PQL	SPK value	SPK Ref Val	%REC	LowLimit	HighLimit	RPD Ref Val	%RPD	RPDLimit	Qual
1,2,4-Trichlorobenzene	0.4063	0.33	0.8333	0	48.8	31.7	85.1	0.4956	19.8	35	
1,4-Dichlorobenzene	0.3702	0.33	0.8333	0	44.4	38.8	77.2	0.4189	12.3	32	
2,4-Dinitrotoluene	0.6006	0.33	0.8333	0	72.1	30.8	124	0.6747	11.6	30	
2-Chlorophenol	0.7951	0.33	1.667	0	47.7	25.3	88.7	0.9323	15.9	35	
4-Chloro-3-methylphenol	0.9546	0.33	1.667	0	57.3	24.9	97.2	1.114	15.4	37	
4-Nitrophenol	0.8787	0.33	1.667	0	52.7	11.1	126	0.9848	11.4	47	
Acenaphthene	0.4487	0.33	0.8333	0	53.8	29.1	94.8	0.5192	14.6	30	
N-Nitrosodi-n-propylamine	0.9685	0.33	1.667	0	58.1	15.5	116	1.144	16.7	55	
Pentachlorophenol	1.176	0.33	1.667	0	70.5	19.9	133	1.517	25.3	49	
Phenol	0.8926	0.33	1.667	0	53.5	16	98.6	1.055	16.6	35	
Pyrene	0.5734	0.33	0.8333	0	68.8	34.2	127	0.6206	7.90	30	
Surr: 2,4,6-Tribromophenol	1.888	0	1.667	0	113	16.5	114	0	0	0	
Surr: 2-Fluorobiphenyl	0.4540	0	0.8333	0	54.5	24.1	85.6	0	0	0	
Surr: 2-Fluorophenol	1.122	0	1.667	0	67.3	30.3	76.6	0	0	0	
Surr: Nitrobenzene-d5	0.4197	0	0.8333	0	50.4	29.4	78.2	0	0	0	
Surr: Phenol-d6	1.145	0	1.667	0	68.7	28.7	84.7	0	0	0	
Surr: p-Terphenyl-d14	0.5713	0	0.8333	0	68.6	37.9	127	0	0	0	

Qualifiers:
E Value above quantitation range
H Holding times for preparation or analysis exceeded
J Analyte detected below quantitation limits
ND Not Detected at the Reporting Limit
R RPD outside accepted recovery limits
S Spike Recovery outside accepted recovery limits

Torrent Laboratory, Inc

Change Order Form

Date: 06/12/09 Time: _____

Client: Fugro W Order ID: _____

Project Number: 0905183 Project Name: 7287 73rd Ave

Order Taken By: Nuten Ordered By: Karen E

Laboratory ID	Client ID	Change Requested
0905183-014A	B-1@1'	STLC & TCLP Pb
0905183-021A	B-4@1'	"
0905183-003A	S-2@1'	"
0905183-006A	S-4@1'	"
0905183-010A	S-7@1'	"
0905183-005A	S-3@0	8270
0905183-006A	S-4@1'	8270
0905183-010A	S-7@1'	8270
0905183-011A	S-8@1'	8270

Remarks:

Pls analyze these samples on a 5 day TAT!

Date Test(s) Added: 6/12/09 Test(s) Added By: NB.

Note: Original to be placed in client file (electronic and/or hardcopy)

Subject: RE: 272.186/728 73rd Ave - 0905183
From: "Emery, Karen [FWI]" <kemery@fugro.com>
Date: Fri, June 12, 2009 10:51 am
To: "Torrent Laboratory, Inc." <pm@torrentlab.com>
Options: View Full Header | View Printable Version | View as plain text | Download this as a file

Please run the following additional analysis on a five day TAT:

STLC & TCLP Lead on:
B-1@1'
B-4@1'
S-2@1'
S-4@1'
S-7@1'

SVOCs by EPA 8270c on:
S-3@0'
S-4@1'
S-7@1'
S-8@1'

Please let me know if you have any questions.

Thanks,
Karen Emery
Fugro West Inc.

From: Torrent Laboratory, Inc. [/webmail2/src/compose.php?send_to=pm@torrentlab.com]
Sent: Wednesday, June 10, 2009 11:21 AM
To: Emery, Karen [FWI]
Subject: 272.186/728 73rd Ave - 0905183

Ok Karen!

This better work or....I'll try something else!

Thanks,