

**Appendix 7-10 Additional Vehicle and Cart Information**



**McNeilus**

Street Smart. Street Tough.

# MANUAL/AUTOMATED SIDE LOADER

The Manual/Automated Side Loader truck has the most innovative loading mechanism of any refuse truck on the market. It boasts the flexibility to pick up manual, semi-automated, or fully automated routes. It functions as an automated trainer and can be used as a route cleanup truck for any rear, side, or automated units. With smooth operation and one-button pickup, this truck handles cans of almost any size.





# MANUAL/AUTOMATED SIDE LOADER

**McNeilus**  
Street Smart. Street Tough.

## BODY SPECIFICATIONS

- Floor: 10-gauge AR200
- Roof: 11-gauge AR200
- Side Walls: 11-gauge AR200

## TAILGATE

- Tailgate Side and Rear Walls: 1/8" AR450

## HOPPER

- Hopper Floor: 3/16" GRD 50
- Wear Area: 1/4" AR Hardox 400
- Hopper Assist Panel: 3/16" AR200

## PACKER

- Packing Face: 1/4" AR200
- Wear Strips: X-Wear and AR400
- Follower Panel: 3/16" AR200

## ARM

- Grabber Ground Clearance: 10"
- Arm Reach: 8'

## CHASSIS REQUIREMENTS\*

- GAWR: 18,000 lb Min front, 40,000 lb Min rear
- After Frame 60" min

\*Guidelines only. Contact McNeilus for specific chassis requirements before ordering.

## HYDRAULICS

- Pump Make/Model: Parker P350 tandem pump with HOC and Pack-on-the-go flow control system
- Control Valves: Parker VA35
- Packer Valve: VA35 x 2 work sections — pneumatic operating with pre-coalescing filter
- Arm Valve: Parker P70 x 5 work sections — electric proportional coils
- Oil Reservoir: 50 gallons
- Filter: 1 Parker 100 mesh suction filter
- Parker 16 micron medium-pressure return line
- Pack at idle capacity

## CYLINDERS

- Packer: 4" bore x 3" rod x 39-1/2" stroke
- Arm In/Out: 2" bore x 1-1/4" rod x 67" stroke
- Grabber: 2" bore x 1" rod x 6-1/4" stroke
- Tailgate: 2-1/2" bore x 1-1/2" rod x 38" stroke
- Body Lift (telescoping): 6-1/2" bore x 3-1/2" rod (3rd stage) x 170" stroke
- Hopper Assist: 3" bore x 2" rod x 14" stroke

## HARDWARE

- Weather Pak and Deutsch connectors
- Aeroquip hoses and fittings
- Hydra-Zorb™ and Stauff clamps
- Zinc-dichromate coated hydraulic lines

## PERFORMANCE

- 8 – 18 second dump cycle depending on reach requirement

## CONTAINER CAPACITY\*

- 30 – 100 gal

\*Cycle times vary depending on oil temperature, engine idle setting, equipment wear, etc.

## PAINTING

- Packer steel shot-blasted prior to priming with Akzo Coating's high-solids epoxy primer and acrylic urethane

## OTHER OPTIONS AVAILABLE

- Hopper work lights
- Strobe light
- Camera-assist lights
- Peterson smart lights
- Clear coat
- Fire extinguisher/bracket
- Auxiliary axles (call for application)
- Camera systems — single, dual, and triple
- Mud flaps — front and/or rear
- Decals (call for pricing)
- Plastic shovel
- Toolbox
- Paint colors





# Retriever™ Satellite

Compact Manual Side Loader





# Retriever™ Satellite

Bigger isn't always better.

For parks and recreation areas, airports, tight alleys, gated communities, zoos, beaches, and other routes where a full-size refuse collection vehicle just won't fit, the Heil Retriever™ Satellite side loader gets the job done.

Available in 6 and 10 cubic yard models, the Retriever's small size and exceptional maneuverability lets it move in and out of tricky areas quickly. The smaller chassis means it is exempt from Federal Excise Tax (FET), providing non-municipal customers the equivalent of a 12 percent savings.

The Retriever is also easy to operate, with no Commercial Driver's License (CDL) required. This makes it a great choice for collecting missed stops, operation by park personnel, and managing pickups on beach properties where a CDL operator may not be available. It is also versatile to use as a fleet back-up vehicle.

The Retriever's unique double-packing system delivers compaction rates up to 700 pounds per cubic yard with a cycle time of just 14 to 16 seconds. And, once the body is full, there's no need to travel all the way to the disposal site. Simply unload the payload into a full-sized rear loader using the Retriever's optional patented transfer system.

The Retriever's curved body shell resists corrosion and makes decal application easy, while keeping it looking great longer than other designs. The floor is made of high-tensile steel to stand up against the toughest trash. The roof is designed with an arch so water rolls right off, eliminating potential rust areas to provide longer life.

To learn more about the Retriever's innovative features, contact your Authorized Heil Dealer. To find the Dealer nearest you, visit [www.heil.com](http://www.heil.com).







Shown with transfer payload option.

### Small Package, Big Features

Big features make the durable, low-maintenance, and operator-friendly Retriever an ideal solution for small spaces:

- **Extra Packing Power** — The unique double-packing system delivers compaction rates up to 700 pounds per cubic yard with a cycle time of just 14 to 16 seconds.
- **Collect from Either Side** — Dual hopper doors enable efficient loading from either side, so operators can collect from both sides of the truck in traffic-free areas such as alleys and parks.
- **Transfer Payload** — A patented transfer system enables you to simply transfer your payload from the Retriever to a full-size rear loader.
- **Flexible Solutions** — Cart tippers can be added to one or both hopper openings for semi-automated collection. New electric push-button controls on the sides and rear of the body are accessible and easy to use. Emergency stop buttons are also located at all three locations.
- **Self-Closing Tailgate** — The seal on the self-closing tailgate has been designed to virtually eliminate leakage, so the only trail the Retriever leaves behind is a string of empty refuse containers.

### Dual Push Button Controls

Three sets of dual electric auto-pack pushbutton controls, conveniently located on both sides at the front of body and on the rear left side, are accessible, durable, and easy to use. Emergency stop buttons are also located at all three locations.

### Service Smart™ Access


The Retriever's hydraulic and electrical systems are easy to reach. Dual Service Smart™ front-head access covers make it easy to access and install ram cylinders, while remote grease fittings enable convenient pin lubrication.

### 2-7/8" Diameter Rollers

2-7/8" diameter rollers provide an increased wear surface and are housed in the track to prevent body side wear.

### Steel Access Covers

Two Service Smart™ steel access covers with grab handles enable cleaning through the front head.







# Retriever™ Satellite

## Compact Manual Side Loader Product Specifications

Performance Specifications	
Compaction	up to 700 lbs. per yd <sup>3</sup>
Hopper Size	0.75 yd <sup>3</sup>
Packing Cycle Time	14-16 seconds
FEL Exempt	Yes
Operator CDL Exempt	Yes
Transfers Load into Full Size Rear Loader*	Yes
Self-Closing Tailgate	Yes
*optional	

All designs, specifications and components are subject to change at the manufacturer's sole discretion at any time without notice. Data published herein is for information purposes only and shall not be construed to warrant suitability of the unit for any particular purpose, as performance may vary with the conditions encountered. The only warranty is our standard written Warranty Statement for this product at the time of shipment.

Chassis Requirements		6 yd <sup>3</sup>	10 yd <sup>3</sup>	
Minimum GVWR		16,000	19,500	
Minimum GAWR	Conventional	front	5,000	6,000
		rear	11,000	13,500
	Cab-Over-Engine	front	5,000	6,000
		rear	11,000	13,500
Wheelbase (approximate)	Conventional	140-154	162-176	
	Cab-Over-Engine	104-116	126-138	
Usable CA		81-87	103-109	
Minimum Platform		124	146	

\* Specify chassis, engine and transmission in accordance with Heil chassis requirements upon entering order  
 • Any chassis requiring special alterations, moving battery boxes, or tanks, etc., will not be modified until a letter authorizing changes and cost is received by Heil Environmental

Hydraulic Specifications	
PUMP	Direct mount gear pump
GPM	12-14 GPM @ 1,000 RPM
OIL RESERVOIR	
Hydraulic Tank Capacity	12 gallons
Filters	10 micron absolute, with suction strainer

Cylinder Specifications		6 yd <sup>3</sup>	10 yd <sup>3</sup>
Body Cylinders	Type	Bore x Rod x Stroke (Inches)	
Packing	(2) Double acting	3 x 1.75 x 34	3 x 1.75 x 34
Ejecting	(1) Double acting	2.5 x 1.5 x 36	2.5 x 1.5 x 64
Tailgate	(2) Double acting	2 x 1.25 x 36	2 x 1.25 x 48
Lift	(2) Double acting	3.5 x 1.5 x 20	3.5 x 1.5 x 20

Hopper Specifications	6 yd <sup>3</sup>	10 yd <sup>3</sup>
Hopper Opening Length (at loading sill)	32 in.	32 in.
Hopper Width (inside)	64 in.	64 in.
Hopper Doors	Std.	Std.

Body Specifications	6 yd <sup>3</sup>	10 yd <sup>3</sup>
Body Volume (excluding hopper)	6 yd <sup>3</sup>	10 yd <sup>3</sup>
Hopper Volume (with hopper doors closed)	2 yd <sup>3</sup>	2 yd <sup>3</sup>
Unit Height (tailgate closed)*	75 in.	93 in.
Unit Height (tailgate open)*	107 in.	137 in.
Maximum Height (body raised)*	132 in.	162 in.
Loading Height (above chassis frame)	20 in.	20 in.
Unit Length	137 in.	159 in.
Unit Width	82.75 in.	82.75 in.

\* Does not include chassis frame height

Packing Specifications	6 yd <sup>3</sup>	10 yd <sup>3</sup>
Packing Force at Rear of Hopper	28,700 lbs.	28,700 lbs.
Packing Cycle Time	14-16 seconds	14-16 seconds
Packer Displacement Volume	0.75 yd <sup>3</sup>	0.75 yd <sup>3</sup>
Packing System Relief Pressure	2,400	2,400
Packing Cycle Control	Automatic Cycle Interruptible	Automatic Cycle Interruptible
Mounted Weight (body only)	5,400 lbs.	6,400 lbs.



2030 Hamilton Place Blvd., Suite 300, Chattanooga, TN 37421  
 866.FOR.HEIL (866.367.4345) • Fax: 423.855.3478  
 www.heil.com

© 2010, Heil Environmental, Printed in the U.S.A.  
 FORM #SWS-000008-042110

CONTACT YOUR LOCAL DEALER



**McNeilus**  
Street Smart. Street Tough.

# STANDARD REAR LOADER

This is the boss. The standard of the industry. Our standard rear loader trucks have a history of reliable performance boosted by their low need for maintenance. An extremely fast packing cycle – just 16 seconds – helps you send productivity scores off the charts. Put them to work on residential and light commercial routes.





# STANDARD REAR LOADER

**McNeilus**  
Street Smart. Street Tough.

## BODY SPECIFICATIONS

- Floor: 3/16" AR200
- Roof: 10-gauge AR200
- Side Walls, Front Section (ejector area): 10-gauge AR200
- Side Walls, Rear Section (compaction area): 1/8" AR450

## TAILGATE AND HOPPER

- Hopper Floor: 1/4" AR200
- Quick-change UHMW polyethylene slide shoes

## PACKER

- Slide Face Plate: 3/16" GRD 50
- Sweep Face Plate: 1/4" AR200
- Packer Edge Strip: 3/4" GRD 50

## HYDRAULICS

- Pump Make/Model (single or dual pump): Parker with Pack-on-the-go flow control system
- Front Mount: P350 or P75
- Transmission Mount: P365
- Control Valves: Primary; Parker VA35 with Smart-Pak<sup>®</sup>
- Oil Reservoir: 17 - 20 yard: 40 gallons, 25 - 32 yard: 50 gallons
- Filter: Parker 40 CN, 100 mesh suction strainer

## CYLINDERS

- Ejector: 6-1/4" bore x 5-3/4" rod x 88-3/4" stroke (20 yard, 3 stage), 7-1/2" bore x 7" rod x 119-1/2" stroke (25 yard, 4 stage)
- Slide: 4-1/2" bore x 3-1/2" rod x 32-1/2" stroke
- Sweep: 4" bore x 3" rod
- Tailgate: 2-7/8" bore x 2-1/2" rod x 38" stroke

## PERFORMANCE

- Pack and Sweep Cycle: 16 - 18 seconds
- Compaction: 800 - 900 pounds per yard (depending on refuse density)

## HARDWARE

- Weather Pak and Deutsch connectors
- Aeroquip hoses and fittings
- Hydra-Zorb<sup>™</sup> and Stauff clamps
- Zinc-dichromate coated hydraulic lines

## PAINTING

- Packer steel shot-blasted prior to priming with Akzo Coating's high-solids epoxy primer and acrylic urethane

## OTHER OPTIONS AVAILABLE

- Hopper work lights
- Strobe light
- Camera-assist lights
- Peterson smart lights
- Clear coat
- Fire extinguisher/bracket
- Auxiliary axles (call for application)
- Camera systems — single, dual, and triple
- Mud flaps — front and/or rear
- Decals (call for pricing)
- Plastic shovel
- Toolbox
- Paint colors
- Reeving cylinder
- Cart tipper
- Container tipper (kick bar)
- Broom and shovel holder



## Environmental

**Rehrig Pacific  
Company**  
Since 1913

# Rehrig Pacific Roll-out Carts

Proven to withstand the rigors of today's collection systems, Rehrig Pacific's **HuskyLite Roll-out Carts** are setting new industry standards for durability and efficiency. Available in 18 gallon through 95 gallon models, for nearly any curbside application, these carts roll easily even with heavy loads. The continuous one-piece handle provides a strong gripping area and the wide wheelbase makes maneuvering easy.

HuskyLite carts are flexible, yet hold their shape even after years of service. A reinforced top lip adds strength and rigidity as do the double drag rail and reinforced bottom. The specially designed wide ground-hugging base helps keep these carts upright and stable.

Options for the Roll-out Carts include internal and external locking lids, which can be made with slots for collecting confidential documents or cutouts for recyclable beverage containers. Wheel options include blow-molded wheels or quiet treaded snap-on wheels that install in seconds.

Roll-out Carts are shipped with lids already attached, saving additional assembly time.



ROC-65NB

ROC-35MB

ROC-18/20




ROC-95NB

ROC-95U

ROC-95FA





## Roll-Out Carts

### Features and Options

- For Semi-Automated or Automated Collection of Household Refuse, Recyclables and Organic Wastes
- Universal Cart Models Available in All Sizes; Fully-Automated ROC-95FA Cart also Available
- Constructed of High Quality, Resilient UV-Stabilized HDPE Resin. Available in a Wide Range of Colors.
- Rotating Metal or Molded-In Catch Bars
- Hot-Stamp Branding of Logos and Recycling Slogans; Bar Coding, Sequential Numbering and Multi-Color In-Mold Labeling Options
- RFID Integration Available for Use in Asset and Participation Tracking Programs
- Divider Option for Two-Stream Collection
- Optional European Lip
- Lid Cutouts for Recyclables Available
- Lid Opening Options Include 90° or 110° Stops
- Blow Molded or Quiet Tread Wheels Available in Cotter Pin, End Cap or Snap-on Styles
- Optional Features for Confidential Document Destruction Carts:
  - Lids with Internal Key Lock or External Tongue Plate and Padlock
  - Slotted Openings with Anti-Fish Option
- See Organic Waste Container Specification Sheet for Additional Features and Options

# Rehrig Pacific Roll-out Carts Product Information


Dimensions <sup>1</sup> (in.)	ROC-18/20	ROC-35 <sup>3</sup>	ROC-65	ROC-95
Height w/Lid	32.60	39.13	40.58	45.13
Width	19.80	20.20	26.70	28.50
Depth	18.00	22.98	28.11	33.73
ANSI Load Rating <sup>2</sup> (lb.)	70.00	122.50	227.50	332.50

Truckload Quantities:	ROC-18	ROC-20	ROC-35	ROC-65	ROC-95
Stack Size	7 high	Inquire	9 high	9 high	8/9 high
48' Trailer	770	Inquire	864	504	384/432
53' Trailer	875	Inquire	1,080	648	432/486

<sup>1</sup> Dimensions vary depending on wheel and lid options

<sup>2</sup> ANSI Z245.30 - 2008

<sup>3</sup> 20 gallon insert available



ROC-18 Carts Stacked



European Lip



Branded ID Num  
and Bar Code



Gravity Lock



Internal Lock with Key



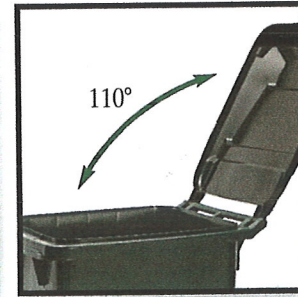
External Lock  
(padlock not included)



Multi-Color In-Mold Label  
(I.M.L.)



Optional Openings for  
Recyclables



Optional 90° or 110°  
Lid Stops

### A FAMILY TRADITION OF GROWTH, SERVICE AND INNOVATION

Headquarters: 4010 East 26th Street Los Angeles, California 90058 (323) 262-5145 (800) 421-6244 FAX: (323) 269-8506  
 Erie, PA (800) 458-0403 • Atlanta, GA (800) 241-9693 • Dallas, TX (800) 426-9189 • Kenosha, WI (800) 934-3312  
 De Soto, KS (866) 265-4108 • Orlando, FL (800) 998-2525 • Canada (877) 456-8094 • Mexico +52 (442) 296-2000

[www.rehrigpacific.com](http://www.rehrigpacific.com) • [info@rehrigpacific.com](mailto:info@rehrigpacific.com)





# All-Plastic, Front Load Commercial Containers

Innovative Plastic Design Provides Greater Durability and Quiet Operation

Available in several sizes, our innovative design embodies true strength, durability and quiet operation.

Rehrig Pacific has once again used its experience and know-how to produce a new range of rotationally molded containers that stand-up to the use and abuse of commercial collection. Designed for quiet pick-up and disposal, these neighbor-friendly, plastic containers allow drop-off and collection in noise-sensitive areas and at times often prohibited for metal containers.




4 Yard

3 Yard


2 Yard



Large logo area



Pocket sleeve with bumper



Robust pocket sleeve locks

**Corporate Headquarters:**

4010 East 26th St., Los Angeles, CA 90058  
(323) 262-5145 (800) 421-6244 FAX: (323) 269-8506

**United States:**

Los Angeles, CA (800) 421-6244 • Erie, PA (800) 458-0403  
Atlanta, GA (800) 241-9693 • Dallas, TX (800) 426-9189  
Kenosha, WI (800) 934-3312 • De Soto, KS (866) 265-4108  
Orlando, FL (800) 998-2525

**International:**

Canada (877) 456-8094 • Mexico +52 (442) 296-2000  
United Kingdom +44 (0)8454 684668

**Email:** [info@rehrigpacific.com](mailto:info@rehrigpacific.com)

**Web:** [rehrigpacific.com](http://rehrigpacific.com)



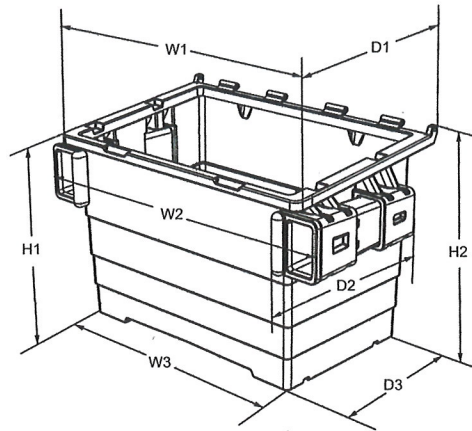
A FAMILY TRADITION OF GROWTH, SERVICE AND INNOVATION






Features & Benefits

- Lightweight – 1/3 less weight than comparable metal containers makes maneuvering easy with less effort and noise
- Replaceable pocket sleeves provide added side wall thickness and protection against puncturing by fork tines
- Sleeve bumpers provide added protection for front panels and against repeated impacts
- Heavily reinforced top rim adds strength where it's needed most
- Molded beams provide support and stepped sidewalls provide stiffness to avoid bottom sagging and bowing
- Molded-in caster rings speed caster plate installation without bolts perforating the container



	2 Yard	3 Yard	4 Yard
W1	75.50"	75.50"	75.5"
W2	83.50"	83.50"	83.50"
W3	62.00"	63.00"	63.50"
D1	43.00"	49.00"	59.00"
D2	36.00"	36.00"	43.50"
D3	32.50"	39.00"	48.00"
H1	42.50"	47.00"	46.50"
H2	47.50"	53.00"	60.00"
Ht. with Lid	48.50"	54.00"	61.00"
Caster Height	7.00"	7.00"	7.00"
Assembled Weight	225 lb.	245 lb.	295 lb.
Load Rating	1,500 lb.	2,000 lb.	3,000 lb.
Stack Size	3 high	3 high	2 high
53' Truckload Qty.	42	36	20



Vertically aligned, nested 3 Yard containers

Durable & Sustainable

- High-impact, UV stabilized, 100% recyclable polyethylene (PE) resin won't deteriorate like metal in damp conditions
- Dent resistant and repairable, PE resin cleans easily so graffiti can be wiped off using ordinary cleaners
- Fiberglass hinge rods are substantially supported over their full length providing longer life and smooth operation
- Selection of standard colors that won't fade and never need painting

Added Features


- Smooth areas on front for branding graphics or fixing labels
- Recessed lid-grip areas on top rim
- Self-centering nesting stops
- Rugged, double-wall, crowned lids
- Choice of fixed or swivel casters
- 6" heavy-duty polyolefin wheels

Options

- Drain plugs
- Lock bar, with or without gravity lock
- Lockable casters
- Easy mounting bottom skirts
- Custom colors
- In-mold labels for logos and slogans




Recessed lid-grip areas



Stepped sidewalls



One bolt, quick-change casters



Molded beams in bottom



Molded-in caster rings



Optional drain plug



A FAMILY TRADITION OF GROWTH, SERVICE AND INNOVATION



**Appendix 7-11 Safety and Training Record and Supporting Documents**

This page intentionally left blank



## California Waste Solutions Safety Culture

To Whom It May Concern:



**INTERWEST**  
INSURANCE SERVICES, INC.

We at InterWest Insurance Risk consulting group wish to recognize the exemplary safety programs developed by CWS. In 2009, CWS retained and partnered with InterWest Insurance Services Risk Consulting Group to develop internal management accountability practices to forward 'best practice' elements in safety culture leadership.

CWS has made an investment in their work force, recognizes the benefits of a strong safety culture and has utilized the growth of innovative human resource management tools, particularly in the area of safety compliance, leadership training and behavior-based learning. Research has demonstrated that behavior modification principles, properly applied, contribute to measurable reductions in unsafe acts, and consequent reductions in accidents and injuries. Leadership skills can be enhanced through training, and safety program implementation is an excellent platform for supervisors to exercise "transformational" leadership skills that can be applied to all aspects of their work.

Working with the premise that human factor risk reduction is the most effective approach to assuring a consistently safe workplace, we developed and implemented programs built around management and training systems that support and facilitate behavioral change. Integrating an adult learning focused methodology into training reaps benefits in improved safety performance. Additionally, as supervisors improved their training skills, production and quality gains have been made as well.

Specific knowledge areas that CWS has addressed include: Behavior-Based Safety approaches; Safety Culture Assessment; Organizational Change Management, Principles; methodologies and practices of adult education and instructional design; and, Web-based safety management.

### Essential Elements of CWS Safety

Injury and Near-Miss trending and mitigation response	Safety culture survey and assessment compliance audit
Train-the-Trainer courses for supervisors and managers (bilingual Spanish/English)	Integrated safety performance: bringing together inputs, delivery, management and organization of services related to diagnosis assessment

[www.iwins.com](http://www.iwins.com)

OFFICE PH: (925) 977-4100

TOLL FREE: (800) 464-0077

FAX: (925) 932-9311

Lic.# 0B01094

North Tower

100 Pringle Avenue, Suite 550

Walnut Creek, CA 94596

*Let our experience guide you.*



Employee training (bilingual Spanish/English)	Adult learning styles and training tool development and delivery
Development of non-routine Hazardous Job Analysis	Behavior-based Safety leadership training for supervisors and managers
Accident investigation, Incident/Root Cause Analysis Review Committee	Safety One-On-One Behavioral Documentation on-line & in the "cloud"
Supervisory development of Videoed Safety Training for Hazardous Processes	Online Safety Management System, Injury Report System, and Property Risk Manager System

California Waste Solutions is constantly looking for the most effective approach to work with the unique challenges of each job hazard. They provide professional training and bi-lingual assistance to meet the individual employee needs. CWS further employs safety approaches that have achieved excellent results by incorporating the best in technology, adult learning techniques and positive reinforcement.

Best Regards,



**Connie Roberts, ARM, SPHR**

Risk Consultant

**INTERWEST INSURANCE SERVICES, INC.**

100 Pringle Avenue, North Tower, Suite 550

Walnut Creek, CA 94596

(925) 977-4113 *Office*

(800) 464-0077 *Toll Free*

(925) 977-4159 *Fax*

(925) 330-9397 *Mobile*

CA Lic #0B01094

[www.iwins.com](http://www.iwins.com)

[croberts@iwins.com](mailto:croberts@iwins.com)



CALIFORNIA HIGHWAY PATROL

hereby awards this

# Certificate of Achievement

to

## CALIFORNIA WASTE SOLUTIONS

1819 10TH ST

OAKLAND, CA 94607

### 2 Consecutive Satisfactory Ratings

Since **MARCH 14, 2005**

There is established in the California Vehicle Code a biennial motor carrier safety compliance inspection program to be conducted by the California Highway Patrol.

That program, known as the Biennial Inspection of Terminals (BIT) Program, requires all motor carriers operating trucks from terminals located in California to undergo an inspection of each operational terminal to rate their compliance with applicable laws and regulations relating to motor carrier safety.

This is to certify that this terminal has achieved consecutive satisfactory safety compliance ratings as indicated above. The California Highway Patrol congratulates this terminal on this meritorious achievement and recognizes the commitment to highway safety demonstrated by the personnel responsible for the operation of this terminal.



*J. A. Frazee*

COMMISSIONER  
DEPARTMENT OF CALIFORNIA HIGHWAY PATROL



**CALIFORNIA WASTE SOLUTIONS TRAINING CALENDAR 2011- 2012**

	<b>All</b>	<b>Collection</b>	<b>MRF</b>	<b>Mechanics</b>
January	IIPP Work Right to Know MSDS - Secondary Containment	Defensive Driving Time Sensitive Zones Low roof, wires.	Material Handling	
February	LOTO Blood borne Pathogens	Citation Notification	Confined Space	Confined Space
March	Fire Prevention Fire Extinguisher Training Inspection	Commercial Vehicle Speed Limit Alley Ways/One Way Streets	Ladder Safety Hearing Conservation	Ladder Safety
April	Ergonomics/Body Postion PPE- High Visibility Clothing	Company Policy Backup Camera	Machine Guarding	Machine Guarding Face Shields Welding
May	Knowing Your Work Enviroment Stress Prevention	Heat Company Policy Battery Disconnect Switch	Bale Wire Cutting	
June	Emergency Action Plan Evacuation Drill	Company Policy Fuelling Trucks	Bale Cleaning	
July	Accident Investigation & Reporting Near Misses W.C. Fraud	Air Brake PTO Air Brake Type Check Air Brake Stopping Distance	Material Hairball removing	
August	Violence in the Workplace Sex Harassment Alcohol in the Workplace	Emergency Warning Devices	Use of hand Tools	Use of hand Tools
September	Pre-Post Trip Equipment Inspection DVIR Completion Seat Belts	Freeway Lane Choice Competing Traffic	Forklift Training	
October	Spill Prevention Storm Water Pollution Prevention	Inattention Driver Pro-action and Reporting		
November	Housekeeping		Cleaning Bales	
December	Slips Trip & Falls	Cell Phone Policy	Cell Phone Policy	Cell Phone Policy



# CWS Compa Safety Record

## CWS Year 2007, 2008, 2009, 2010, 2011, 2012

	Year					
	2007	2008	*2009	2010	2011	**2012
MOD	99	121	101	109	106	85
TRIR	10.49	13.16	7.82	6.80	4.48	4.00
LWIR	7.38	8.13	5.95	5.67	3.59	2.66
Fatalities	0	0	0	0	0	0
Man-hours worked	514,774	516685	537425	432264	445970	337895

\*See attached letter of explanation of a third party related injury reported on CWS' TRIR & DART & LTC

\*\* Represent January 2012 to September 2012





**CNA Risk Control**  
555 Mission Street Suite 200  
San Francisco, CA 94105

**Robert Simon**  
Risk Control Consultant  
Cell 916-730-5177  
Facsimile 1-866-622-7519  
Email Robert.Simon2@cna.com

September 27, 2012

Leticia Jauregui, Safety & Environmental Officer  
California Waste Solutions  
1005 Timothy Dr  
San Jose, CA 95133

**Re: Risk Control Service Visit on September 19, 2012  
1005 Timothy Drive, San Jose, CA**

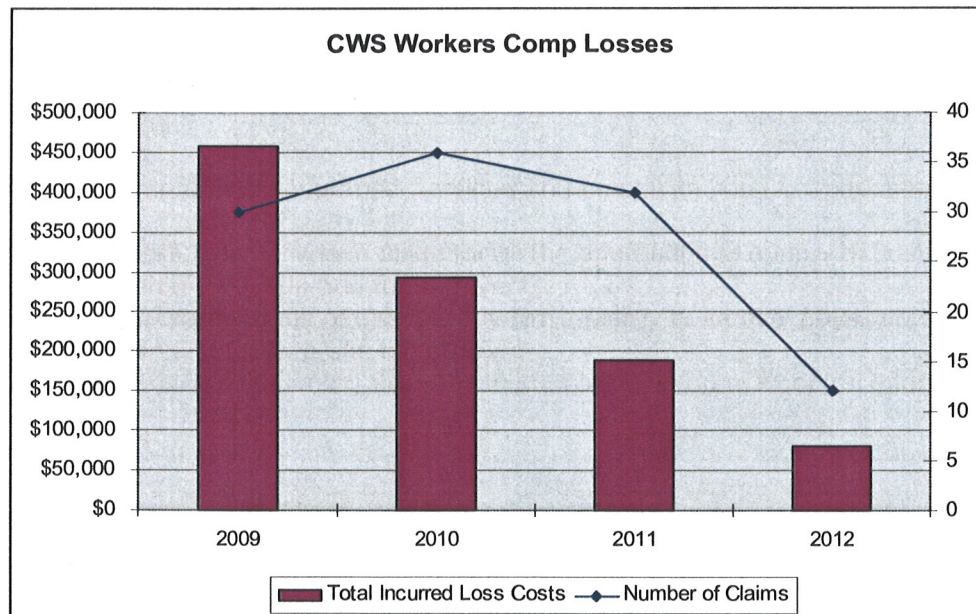
Dear Ms. Jauregui:

Connie Roberts, Interwest Insurance Services and I met with you to conduct the following:

- Discuss safety initiatives in place for all the operations to control exposures to production employees and route drivers.
- Conduct a safety audit of the Timothy Drive facility to identify physical hazards and observe employee safety behaviors.
- Discuss CNA Risk Control Services to supplement you risk control efforts.

### Loss Analysis

The workers compensation claims for the past four policy periods are shown below:



This correspondence does not purport to identify all possible hazards for the risks assessed nor indicate or warrant that said risks are hazard free; that they are safe or in compliance with any procedure, standard, rule, regulation, or law; or that they are covered under any insurance policy. Only an insurance policy can provide actual terms, coverages, amounts, conditions, and exclusions. It is the responsibility of the party whose risks were assessed to undertake appropriate measures to prevent losses and comply with the law, and CNA assumes no responsibility for the control, correction, or continuation of conditions, actions, practices, or operations relative to any risks, whether or not identified herein. Neither the person who assessed the risks nor CNA shall be liable to any party for any information provided or statements made during the risk assessment or herein. Use of the term "partnership" and/or "partner" should not be construed to represent a legally binding partnership. (v2009-07)



The loss costs have been declining over the past 4 years. The number of accidents for the current policy shows a significant decrease which if continues will be well below last year. The experience modifier has confirmed this trend. Implementation of the various safety initiatives is being reflected in the decreased losses.

### **Accomplishments/Evaluations**

#### **Safety Programs and Processes**

Interwest Insurance Services continues to provide monthly service with focus on program improvement and behavior based safety. Highlights of this progress are listed below:

- The Injury & Illness Prevention Program has been revised with all employees trained in November 2011.
- Job Hazard Analysis' have been completed for various maintenance jobs that now have specific safe procedures. Employees have been trained on these procedures.
- Emergency Action Plans have been updated and expanded with training completed for all employees.
- Return to Work procedures have been updated to improve the process and ensure injured employees can be returned to work.
- There are good return to work procedures in place, but you will be improving the formal procedures. I sent you the most recent Risk Control Technical Bulletin on the Return to Work process as a reference.

#### **Timothy Facility Safety Survey**

- Evacuation routes posted throughout facility to assist with egress in event of an emergency.
- Adequate lighting was noted on stairwells and mezzanine areas.
- Eye wash stations provided throughout facility. These were tagged and inspected regularly with solution changed every 90 days.
- Portable fire extinguishers were noted to be properly mounted, tagged and inspected annually.
- Employees were wearing proper personal protective equipment and working in a safe manner.
- Proper railings provided for stairs and work platforms on the sorting lines. We did discuss the use of toeboards on platforms. OSHA regulations discusses the need for a toeboard when these conditions exist beneath the open sides-
  1. Persons can pass
  2. There is moving machinery
  3. Equipment with which falling materials could create a hazard.

This does not seem to be the case in the platform in question. If so, then no toeboard would be required.

- The outside dock area also has an open side with approximately a 4 foot distance to the ground. There are no OSHA regulations that require a guardrail to protect the open edge of a loading dock. This does not mean you can go beyond OSHA regulations to protect the edge. At the very least, the edge should be painted a reflective yellow to provide a better view of the edge.



- The production line did have some restricted access with garbage cans full of items pulled off the line. Increased frequency of dumping these containers could help reduce the congestion.

### **Suggestions for Improvement**

1. Paint the outdoor dock edge reflective yellow or similar color to help identify the change in elevation.
2. Increase the frequency of removal of the rejected items on the conveyor sorting lines as the full garbage containers restricted employee access along the mezzanine areas.

### **Recommendations**


No formal recommendations warranted from this visit.

### **Risk Control Services**

We discussed the various Risk Control Services available on our CNA website. We offer specific on-line safety training that may be able to supplement your existing programs. Our School of Risk Control Excellence (SORCE) provides Webinars, online training, and face-to-face classes covering emerging issues and industry-related topics. You can access all our safety materials and resources at: [www.cna.com/riskcontrol](http://www.cna.com/riskcontrol).

If you have any questions or need any other Risk Control assistance, please give me a call.

Sincerely,



Bob Simon, CSP, ALCM  
CNA Risk Control Services  
(916)730-5177

**For safety information visit [www.cna.com/riskcontrol](http://www.cna.com/riskcontrol)**

1cc: Kristina Duong – California Waste Solutions	<a href="mailto:kristinaduong@calwaste.com">kristinaduong@calwaste.com</a>
1cc: Joel Corona – COO California Waste Solutions	<a href="mailto:joelcorona@calwaste.com">joelcorona@calwaste.com</a>
1cc: Antoinette Penton – HR Mgr California Waste Solutions	<a href="mailto:antoinettepenton@calwaste.com">antoinettepenton@calwaste.com</a>
1cc: Michelle Goodwin – Interwest Insurance Services	<a href="mailto:mgoodwin@iwins.com">mgoodwin@iwins.com</a>
1cc: Connie Roberts – Interwest Insurance Services	<a href="mailto:croberts@iwins.com">croberts@iwins.com</a>
1cc: Steve Morrow – CNA Underwriting	

CNA Insuring Companies:

*American Casualty Company*